


Global Dollar Funding Markets Panel

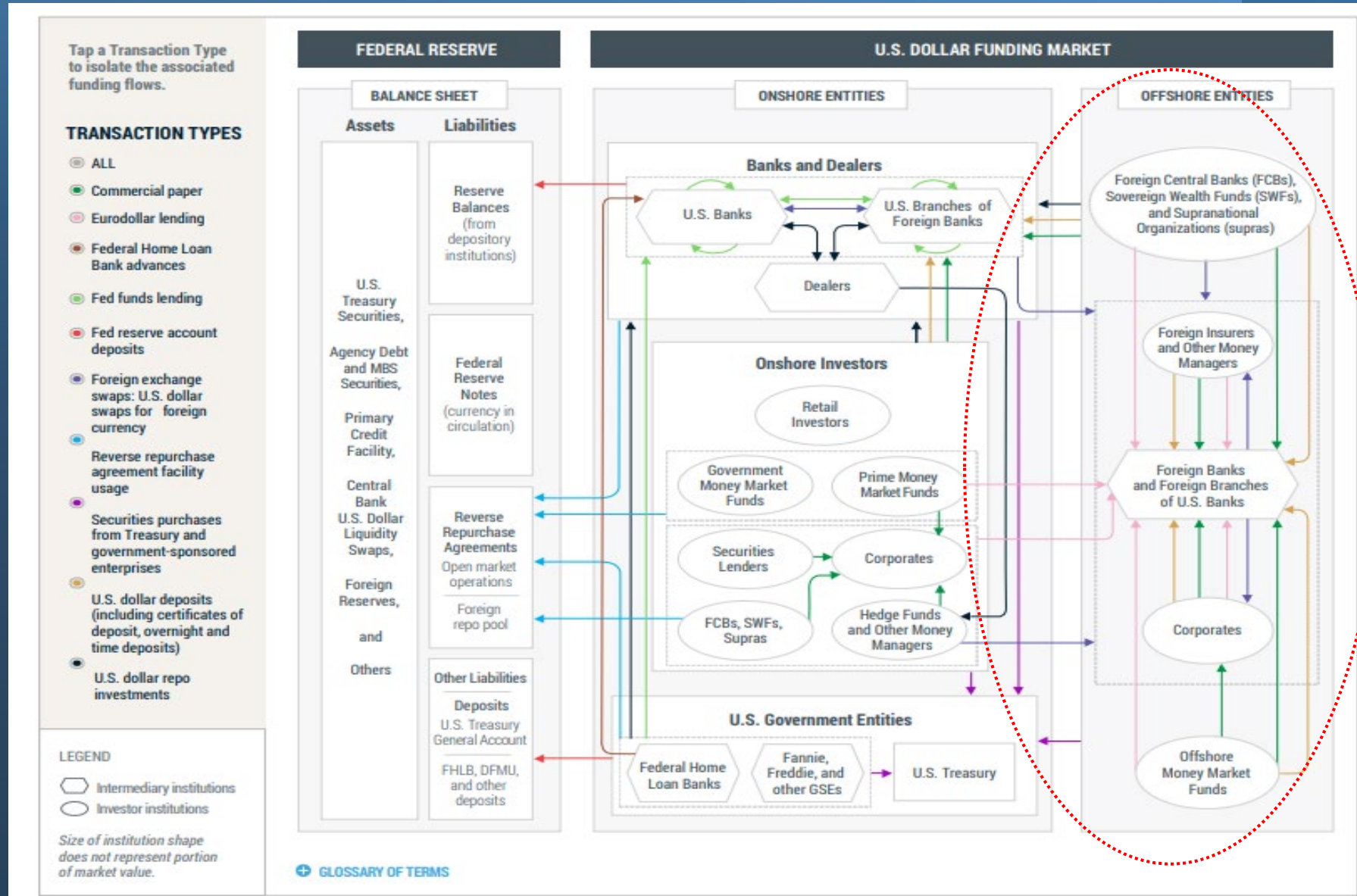
May 18, 2023

Moderator Fabiola Ravazzolo
Markets Group, FRBNY

The views here are of the moderator and do not necessarily represent those of the Federal Reserve Bank of New York or Federal Reserve System.



Mapping U.S. Dollar Funding Flows



Source: Afonso, Ravazzolo, and Zori, "From Policy Rates to Market Rates—Untangling the U.S. Dollar Funding Market," FRBNY *Liberty Street Economics*, July 8, 2019.

<https://libertystreeteconomics.newyorkfed.org/2019/07/from-policy-rates-to-market-rates-untangling-the-us-dollar-funding-market/>

Panelists

Fabio Bassi, JP Morgan

(Head of European Rate Strategy)

Rebecca Patterson, Bridgewater Associates


(Former Chief Investment Strategist)

Victoria Ivashina, Harvard Business School

(Professor of Finance)

Beth Anne Wilson, Federal Reserve Board of Governors

(Director of International Finance Division)



Cross Currency Basis

European Rates Strategy

Fabio Bassi^{AC}

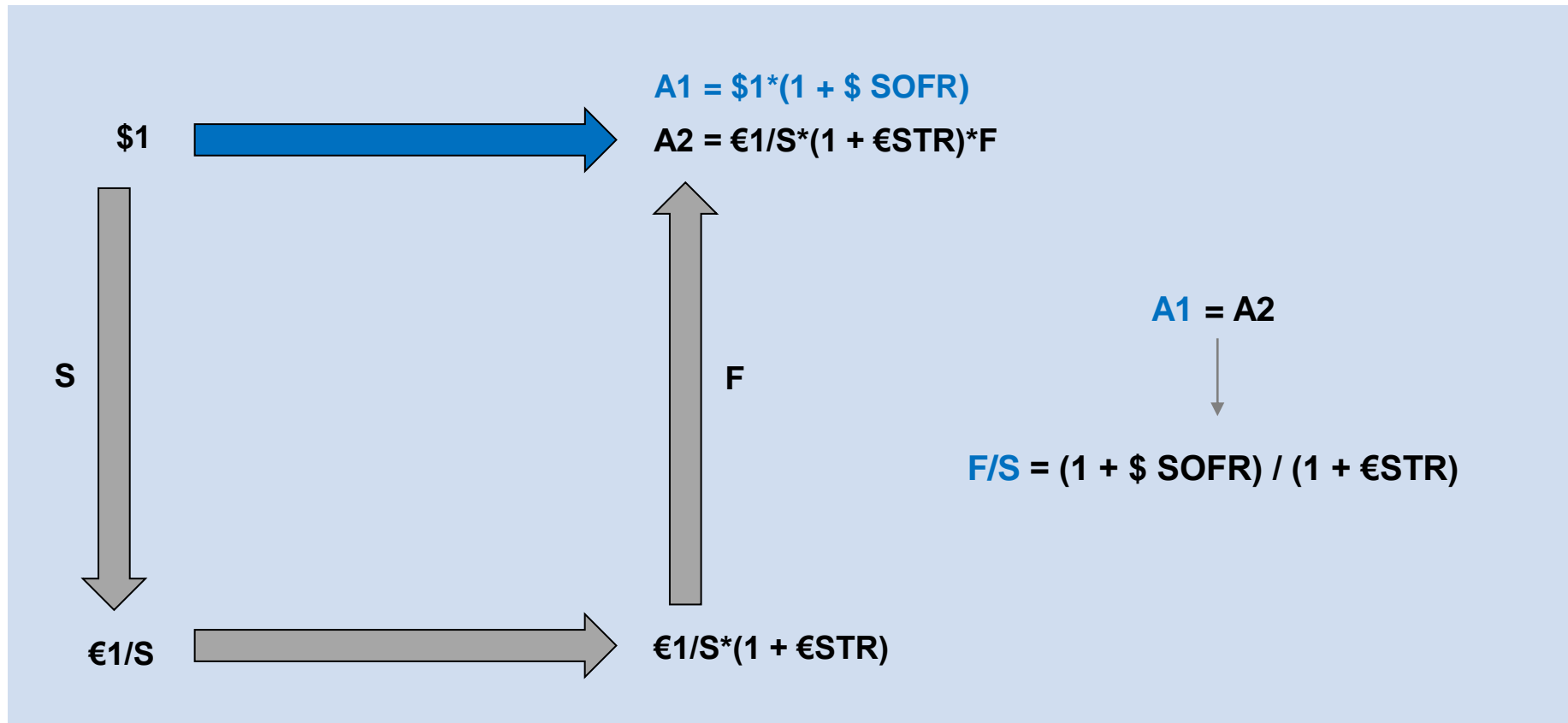
(44-20) 7134-1989

fabio.bassi@jpmorgan.com

J.P. Morgan Securities plc

See the end pages of this presentation for analyst certification and important disclosures.

Covered interest parity: an arbitrage-able relation between spot FX rate, domestic and foreign interest rates and forward FX rate



- No arbitrage implies $A1 = A2$
- This means that the interest rate differential between the two currencies in the cash money market should **equal** the differential between the forward and spot exchange rates

Terminology

We talk about the **non-USD leg** (non-USD leg is where the spread is applied)

RECEIVE XCCY means RECEIVE the non-USD floating leg

- We want XCCY spread to go MORE negative (or less positive)
- Position is a XCCY WIDENER

PAY XCCY means PAY non-USD leg

- We want XCCY spread to go LESS negative (or more positive)
- Position is a XCCY TIGHTENER

FX FWDS: We are talking about FX FWD SWAPS (a front and back leg -> no spot exposure)

FXOIS is XCCY basis with 2 OIS legs instead of 2 Libor legs

- (Can think about Libor/Libor XCCY and 2 FRA/OIS overlay trades, or FXFWD with OIS rates instead of Libor/Euribor in slide 1)

Day to day funding:

- This refers to the very front end of the FX FWDS curve
- Mainly ON (overnight – the FX swap from today to tomorrow) and TN (TomNext – The FX swap from tomorrow to the day after)
- We can back out the FXOIS using the ON rates in both currencies

Turns:

- Referring to any special day
- Most often referring to Quarter End (QE) turn or Year End (YE) turn, meaning the days over quarter end and year end

Market participants: end user demand creates some market segmentation

Sub 2Y

- **Real money FX forward flows**
 - Funding foreign assets or spot position
- **Fast money XCCY and FX Fwds**
 - Expressing views on funding

3Y – 5Y

- **Issuances** (Corporates + SSAs)
- **Fast money XCCY**
 - Shape of curve/carry trades
 - Issuance trends

5Y – 10Y

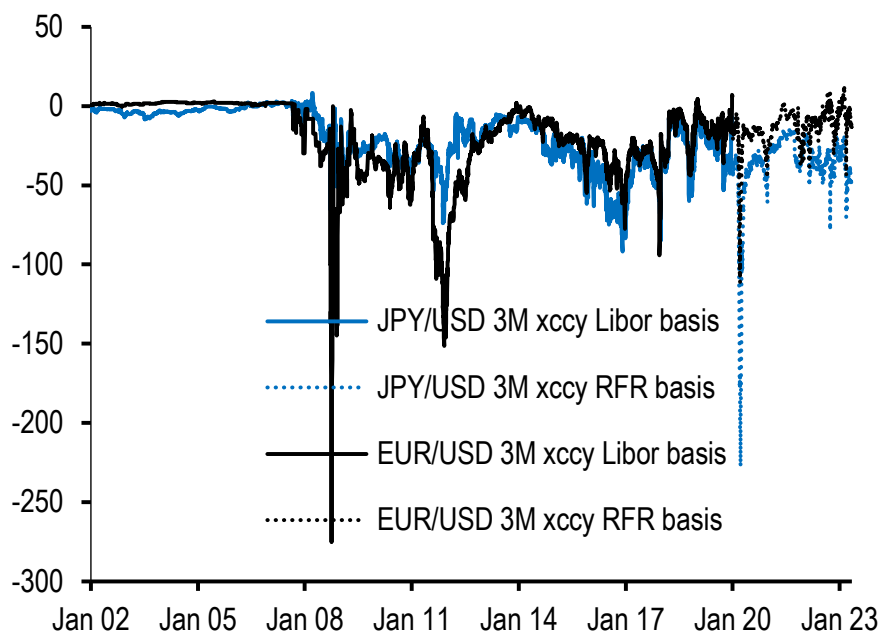
- **Issuances** (Corporates + SSAs)
- **XCCY ASW flows** (real money)

10Y+

- **XCCY ASW flows** (real money)
- **Issuances** (less common)
- **DCU (differential discount unit) / XVA gamma hedging (x-valuation adj.)**
 - CSA related deliveries

Cross currency basis: an indication of scarcity premium

3M EUR/USD and JPY/USD cross currency basis; bp



Ranges of various 3M cross currency bases; bp

	05 May 23	Libor				RFR	
		Jan 2002 - Aug 2007		Sep 2007 - Dec 2019		Jan 2020 - today	
		Min	Max	Min	Max	Min	Max
JPY/USD	-50.4	-8.5	3.3	-91.8	8.3	-227.3	-14.2
EUR/USD	-32.7	-3.0	3.0	-275.0	6.9	-148.4	-10.7
GBP/USD	-13.3	-3.0	4.1	-250.0	17.7	-111.5	13.2

- Prior to the financial crisis, the small deviation from the no arbitrage condition was mostly down to transaction costs and the difference in credit risk for these “*risk-free*” rates
- Following the GFC, the deviation were seen as a reflection of strains in global interbank markets
- The basis indicates the amount by which the interest paid to borrow one currency by swapping it against another differs from the cost of directly borrowing this currency in the cash market. Hence a premium for the “*relative scarcity*” for one currency over the other
- Limits to arbitrage? **Balance sheet space is rented, not free. Increased regulation after the GFC made an additional unit of balance sheet more expensive, effectively widening the no-arbitrage band**

Drivers of cross currency basis: fundamental and technical factors

Myriad drivers of cross currency basis

Drivers	Details
Monetary Policy	Policy rate and balance sheet: The change in relative policy rate and relative excess liquidity between the two currencies could result in a change in scarcity premium of one currency over the other
Risk Aversion	Relative high demand for one currency over the other
Technical	Cross border issuance, higher impact at the long end of the curve
T-bill issuance	Crowding out effect
Other	Year-end effects, balance sheet, regulations

To find common factors driving the global cross-currency basis market, we do the following:

- Run a **standard PCA** of 1Y and 5Y cross currency bases across major currencies (EUR/USD, JPY/USD, GBP/USD RFR cross-currency bases) since Jan 2013
- Search for market variables which are **correlated with the dynamic of the first factor** (which typically explains around 80-90% of the total variance) and thus could be **used to forecast the evolution of the bases**.

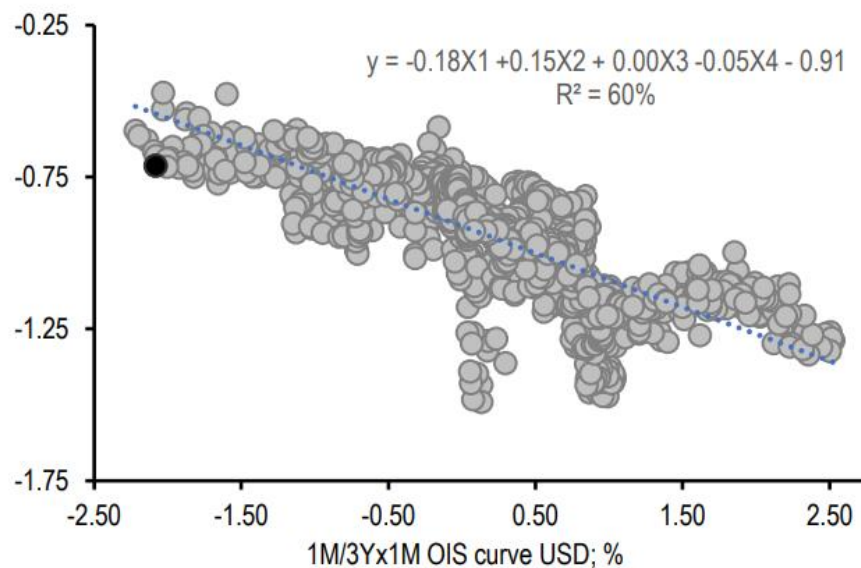
Drivers: 1) Interest rate differential

Monetary policy differential has been the most significant driver of the FX OIS bases over the past few years

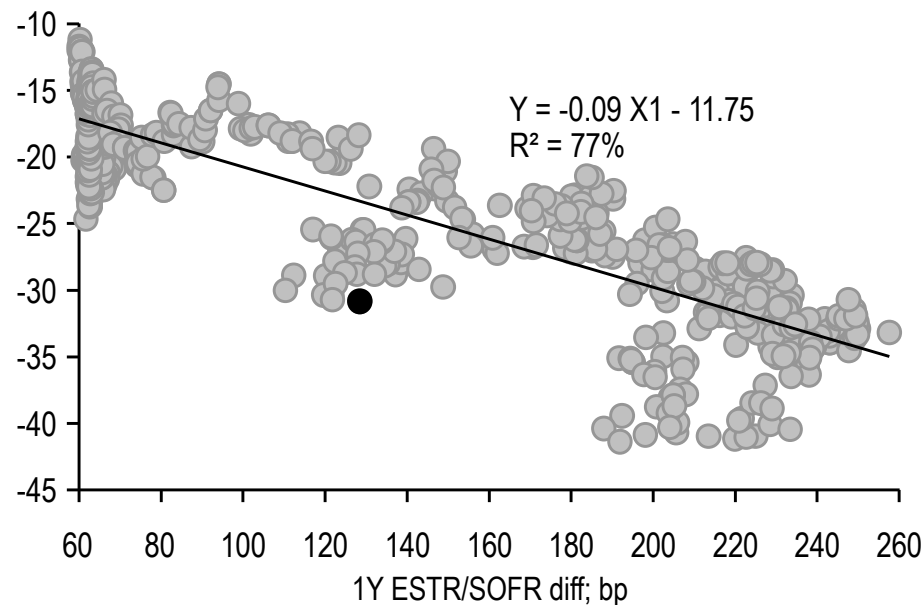
1Yx1Y €STR/SOFR basis regressed against 1Y (SOFR-€STR) yield differential; since 1 Jan 2020; bp

Regression between the first PCA factor of 1Y FX OIS basis and 1) slope of the USD money market curve (1M/2Yx1M OIS curve) (X1); 2) average slope of the EUR, GBP and JPY money market curve (1M/2Yx1M OIS curve) (X2); 3) S&P index level (X3); and 4) average of 3Mx1Y USD, EUR, GBP and JPY swaption vol (X4); Jan 2017 – Apr 2023; unitless

1Yx1Y €STR/SOFR basis regressed against 1Y (SOFR-€STR) yield differential; since 1 Jan 2020; bp



Source: J.P.Morgan

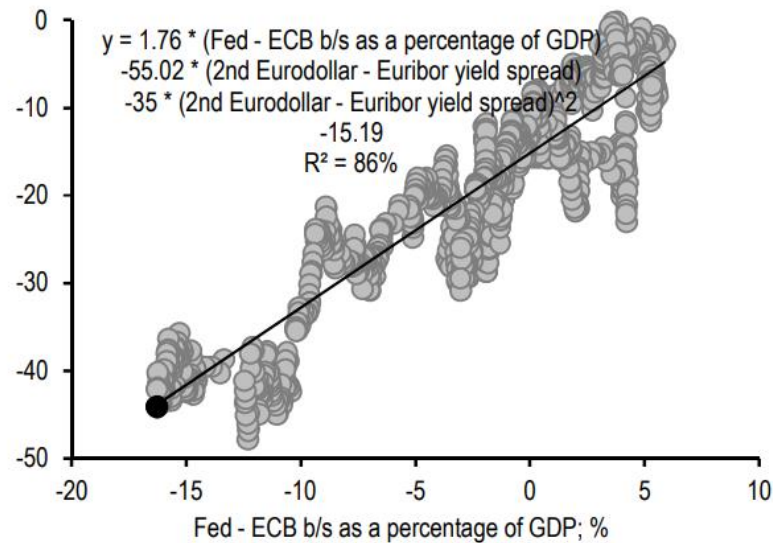


Source: J.P. Morgan

Drivers: 2) Divergence in the relative side of CBs balance sheet as monetary policy turns to large scale assets purchases (vs. Fed's QE)

Reds EUR/USD cross currency basis is broadly fair vs. fundamental drivers; we have a front end widening bias on expected balance sheet and rate dynamic with medium term support from year end considerations

Reds EUR/USD cross currency basis curve regressed against 1) spread between the Fed and the ECB balance sheets expressed as % of GDP and 2) spread between 2nd Eurodollar and 2nd Euribor yield; Aug 2014 - Aug 2017; bp

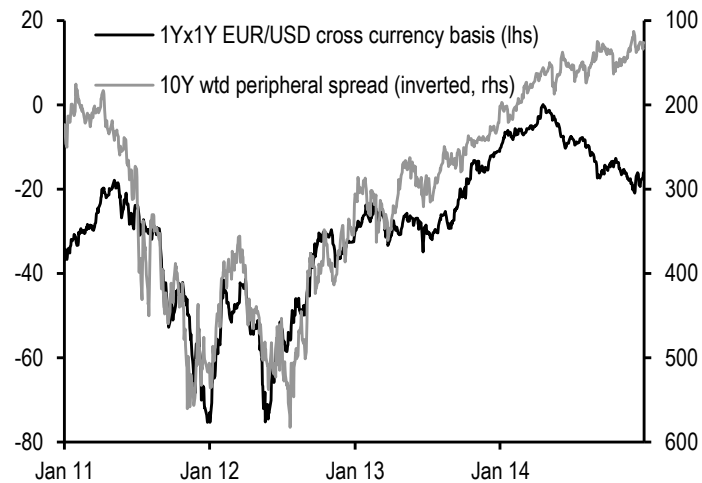


Source: J.P. Morgan

Drivers: 3) Risk aversion: even if not all episodes of flight to quality (and risk aversion) are equal (peripheral vs. COVID crisis)

EUR/USD cross currency basis widened sharply during the peripheral crisis

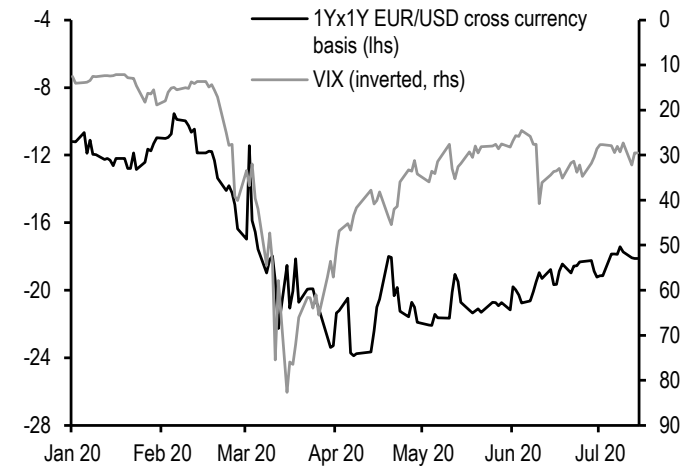
1Yx1Y EUR/USD cross currency basis (lhs) and 10Y weighted peripheral spreads* (inverted axis, rhs); 2012 - 2016; bp



Source: J.P. Morgan

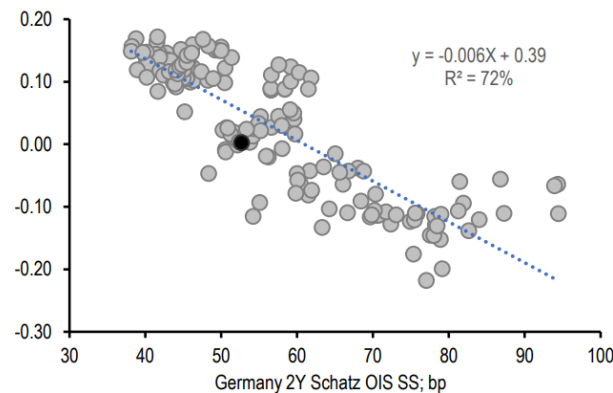
Front-end EUR/USD xccy basis was driven by risk aversion during COVID

1Yx1Y EUR/USD cross currency basis (lhs) and VIX (rhs); Jan 2020 – July 2020; bp



Source: J.P. Morgan

First PCA factor of 1Y FX OIS basis regressed against Schatz €STR swap spread; Sep 2022 – Apr 2023;



Source: J.P. Morgan.

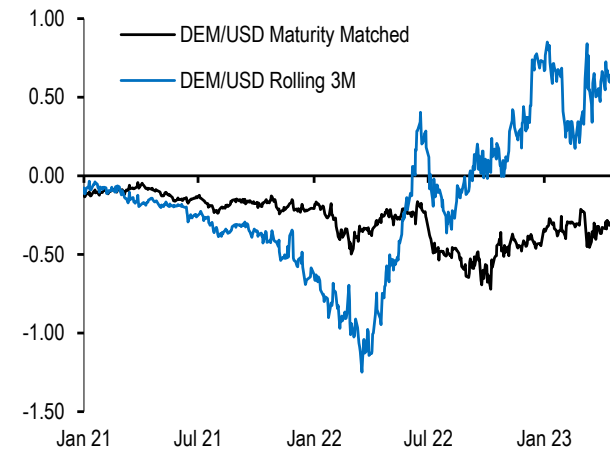
Drivers at the long-end of the curve: 4) Cross-border issuance and cross-border investments

It is attractive to issue reverse-yankee bonds across the curve and these flows should support wider basis

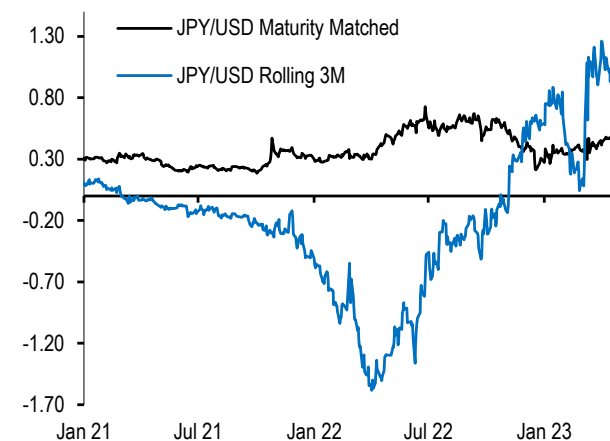
Average adjusted spread between USD and EUR issuance for different rated issuers, adjusted for EUR 3s/6s and EUR/USD cross currency basis; bp

	Maturity bucket				Ratings		
	0-3	3-6	6-10	10+	AA	A	BBB
Unadj. USD - EUR	52	48	50	62	40	46	57
Xccy	-16	-17	-17	-17	-17	-17	-17
3s/6s	-10	-7	-5	2	-5	-5	-5
Adj USD - EUR	25	24	28	47	17	23	34
Cheaper to issue in	EUR	EUR	EUR	EUR	EUR	EUR	EUR

Yield pick-up from buying 2Y German bonds versus USTs using fixed dated maturity and 3M rolling FX hedges; %



Yield pick-up from buying 2Y JGBs versus USTs using fixed dated maturity and 3M rolling FX hedges; %



Yield pick-up vs table

EUR-based	US			Japan			UK			Other Euro area [^]		
	None	Rolling	Maturity-matched	None	Rolling	Maturity-matched	None	Rolling	Maturity-matched	France	Italy	Spain
2Y	1.36	-0.56	0.36	-2.70	0.84	0.84	1.35	-0.04	-0.03	0.11	0.70	0.29
5Y	1.31	-0.61	0.59	-2.11	1.44	0.84	1.37	-0.01	0.16	0.36	1.34	0.69
10Y	1.10	-0.82	0.45	-1.81	1.73	0.77	1.40	0.01	0.47	0.60	1.91	1.06
30Y	1.34	-0.58	0.73	-1.05	2.49	0.97	1.67	0.28	0.97	0.91	2.15	1.51

[^] Pickup relative to Germany

JPY-based	US			Germany			France			UK		
	None	Rolling	Maturity-matched	None	Rolling	Maturity-matched	None	Rolling	Maturity-matched	None	Rolling	Maturity-matched
2Y	4.06	-1.40	-0.47	2.70	-0.84	-0.84	2.80	-0.74	-0.73	4.05	-0.88	-0.87
5Y	3.41	-2.05	-0.40	2.11	-1.44	-0.98	2.46	-1.08	-0.63	3.48	-1.45	-0.89
10Y	2.91	-2.55	-0.53	1.81	-1.73	-0.98	2.42	-1.12	-0.37	3.22	-1.71	-0.57
30Y	2.39	-3.07	-0.47	1.05	-2.49	-1.05	1.97	-1.57	-0.13	2.72	-2.21	-0.45

USD-based	Japan			Germany			France			UK		
	None	Rolling	Maturity-matched	None	Rolling	Maturity-matched	None	Rolling	Maturity-matched	None	Rolling	Maturity-matched
2Y	-4.06	1.24	0.47	-1.36	0.56	-0.36	-1.25	0.66	-0.26	-0.01	0.76	0.15
5Y	-3.41	1.89	0.40	-1.31	0.61	-0.59	-0.95	0.97	-0.23	0.07	0.84	0.21
10Y	-2.91	2.38	0.53	-1.10	0.82	-0.45	-0.50	1.42	0.15	0.30	1.07	0.71
30Y	-2.39	2.91	0.47	-1.34	0.58	-0.73	-0.42	1.50	0.19	0.33	1.10	0.78

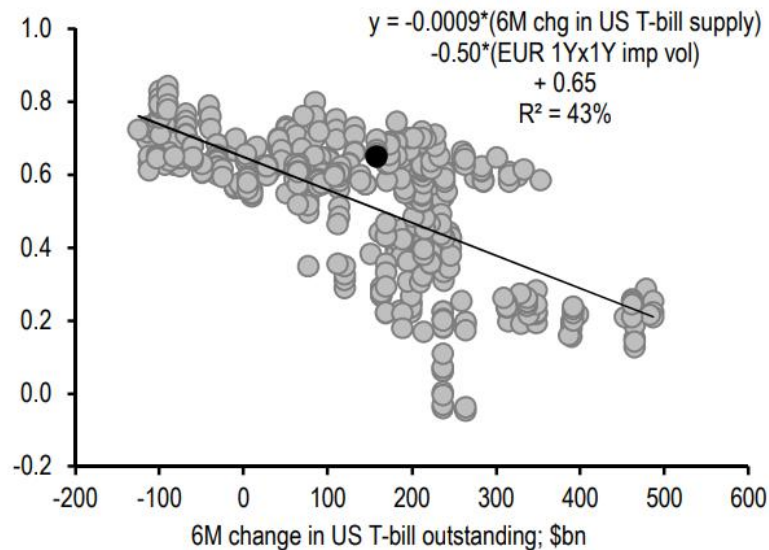
GBP-based	US			Germany			France			Japan		
	None	Rolling	Maturity-matched	None	Rolling	Maturity-matched	None	Rolling	Maturity-matched	None	Rolling	Maturity-matched
2Y	0.01	-0.52	0.39	-1.35	0.04	0.03	-1.24	0.14	0.14	-4.05	0.88	0.87
5Y	-0.07	-0.60	0.43	-1.37	0.01	-0.16	-1.02	0.37	0.20	-3.48	1.45	0.83
10Y	-0.30	-0.83	-0.02	-1.40	-0.01	-0.47	-0.80	0.59	0.13	-3.22	1.71	0.50
30Y	-0.33	-0.86	-0.24	-1.67	-0.28	-0.97	-0.75	0.64	-0.05	-2.72	2.21	0.23

5) T-Bill supply: crowding out effect removes USD from funding market

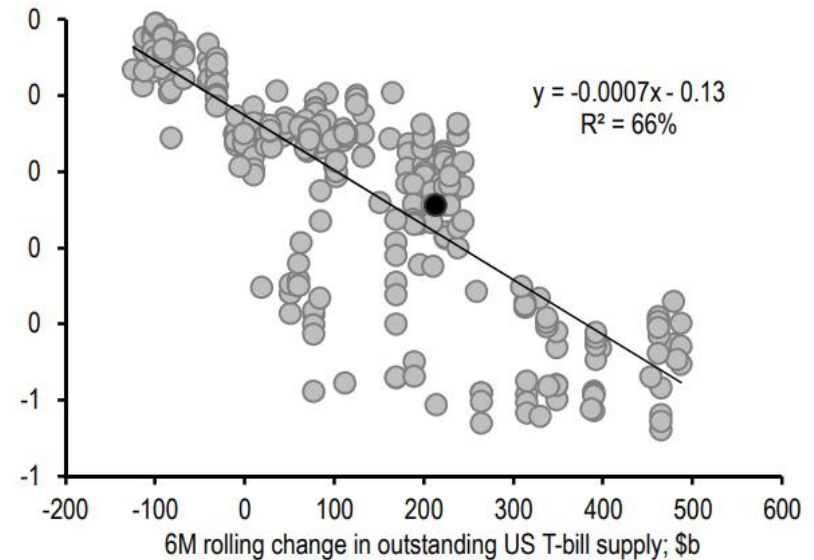
Net T-bill issuance tends to have an effect on cross currency basis mostly via the crowding out channel of USD investment from money market funds

First factor of a 5Y PCA of 1Y global cross currency bases (3 currencies, EUR, GBP and JPY) analysis regressed against the 6M rolling change in US T-bill outstanding supply and 1Yx1Y EUR swaption volatility; Jan 2017 - Jan 2019; bp

First factor of a 5Y PCA of 1Y global cross currency bases (3 currencies, EUR, GBP and JPY) analysis regressed against the 6M rolling change in US T-bill outstanding supply; Mar 2017 – May 2018; bp



Source: J.P. Morgan

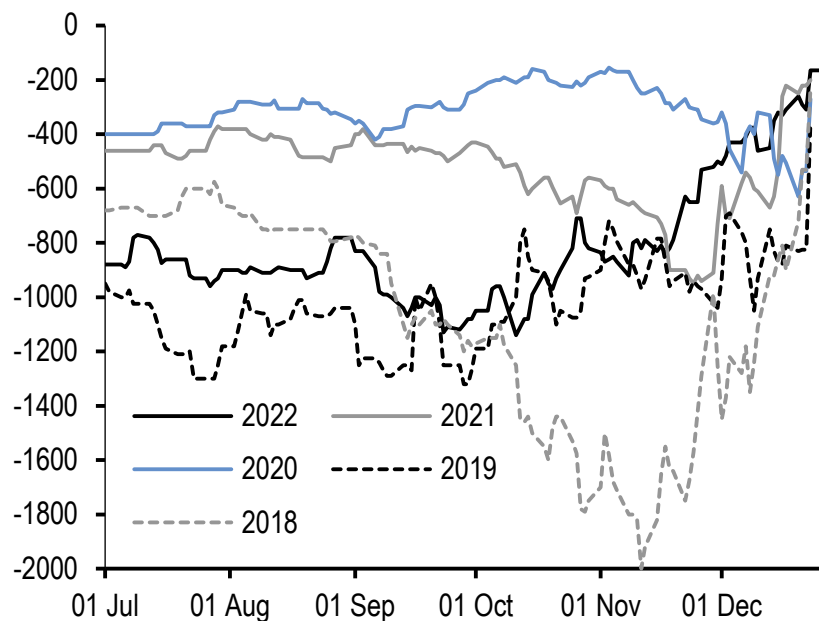


Source: J.P. Morgan

Other drivers: Year-end and quarter-end effects

Typically observe a localized funding pressure in shorter tenors as dollar funding is more expensive over year-end, which can sometimes get exaggerated

Evolution of the EUR/USD Year-end turn over the last few days; bp



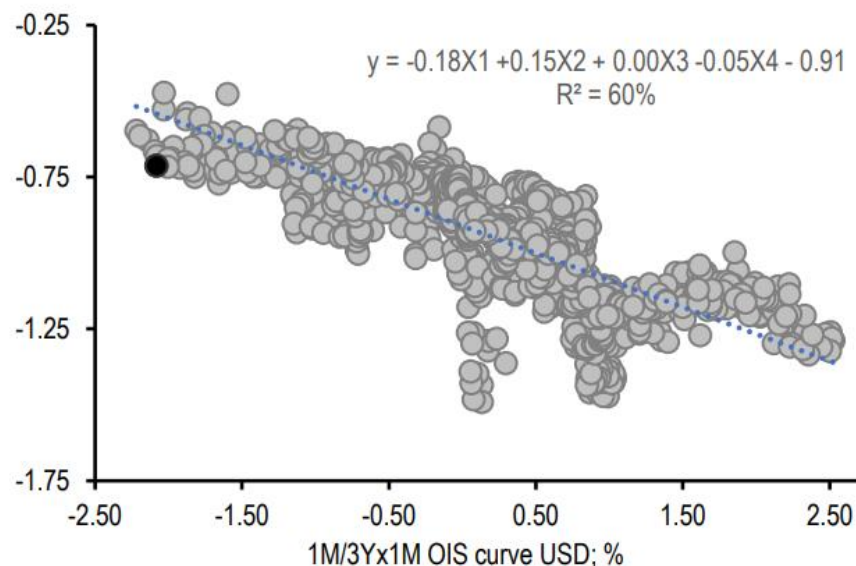
Source: J.P. Morgan

2Q23 Outlook: Biased for further widening in FX bases despite rich valuations on risk aversion and relative disinversion of SOFR curve

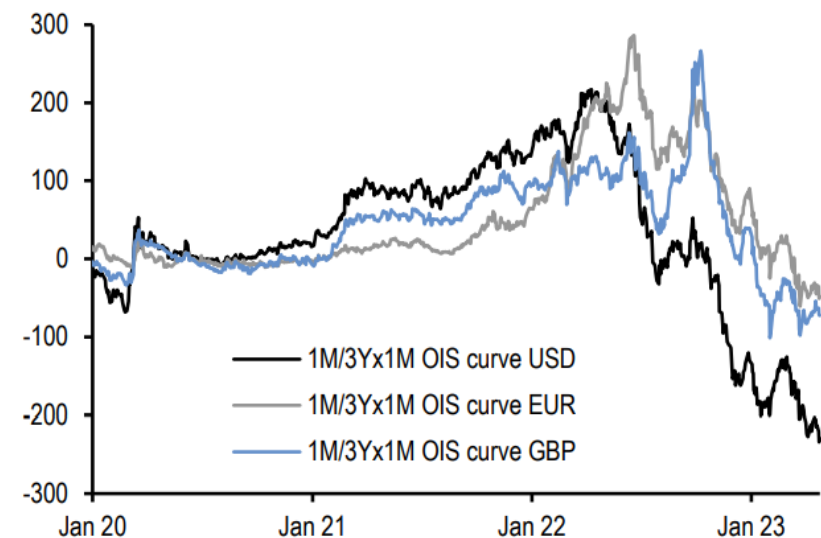
Cross-currency bases appears too wide versus fundamental drivers

Regression between the first PCA factor of 1Y FX OIS basis and 1) slope of the USD money market curve (1M/2Yx1M OIS curve) (X1); 2) average slope of the EUR, GBP and JPY money market curve (1M/2Yx1M OIS curve) (X2); 3) S&P index level (X3); and 4) average of 3Mx1Y USD, EUR, GBP and JPY swaption vol (X4); Jan 2017 – Apr 2023; unitless

We expect some convergence on money market dynamic further out the curve on Fed limiting imminent easing but more easing to be priced further out for non-US DM central banks as the Fed cutting cycle starts in 2024
Slope of the 1M/2Yx1M OIS curve in USD, EUR and GBP; Jan 2020 – Apr 2023; bp



Source: J.P.Morgan



Source: J.P.Morgan

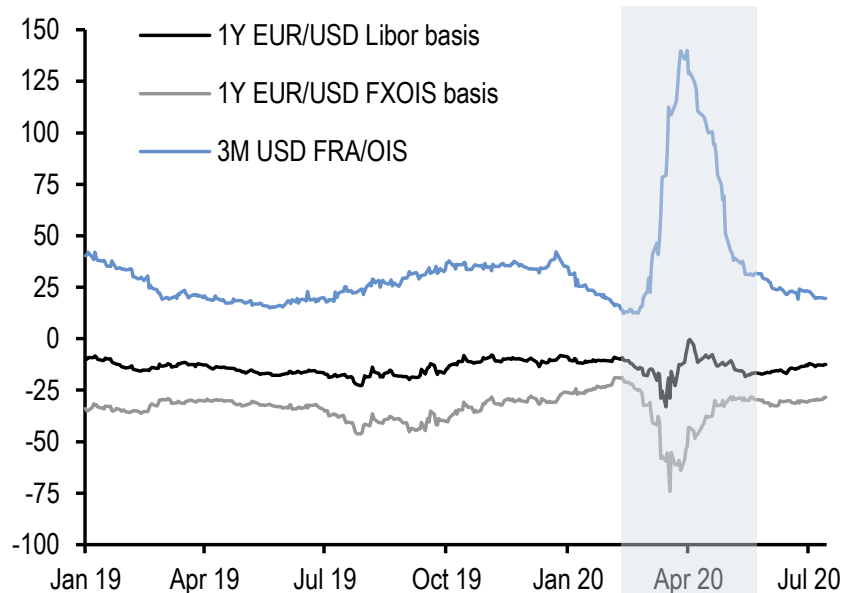
Expected drivers for cross-currency bases over the near-term

- Relative dis-inversion of the SOFR curve versus other DM money market curves (wideners)
- Risk-off dynamic due to US debt ceiling debate (wideners)
- Large scale issuance of T-bills after debt ceiling debate

What happened to xccy basis during the COVID-19 crisis?

As the crisis erupted the dollar scarcity became more pronounced in FX OIS space whereas the Libor basis was strongly impacted by the relative widening of USD FRA/OIS

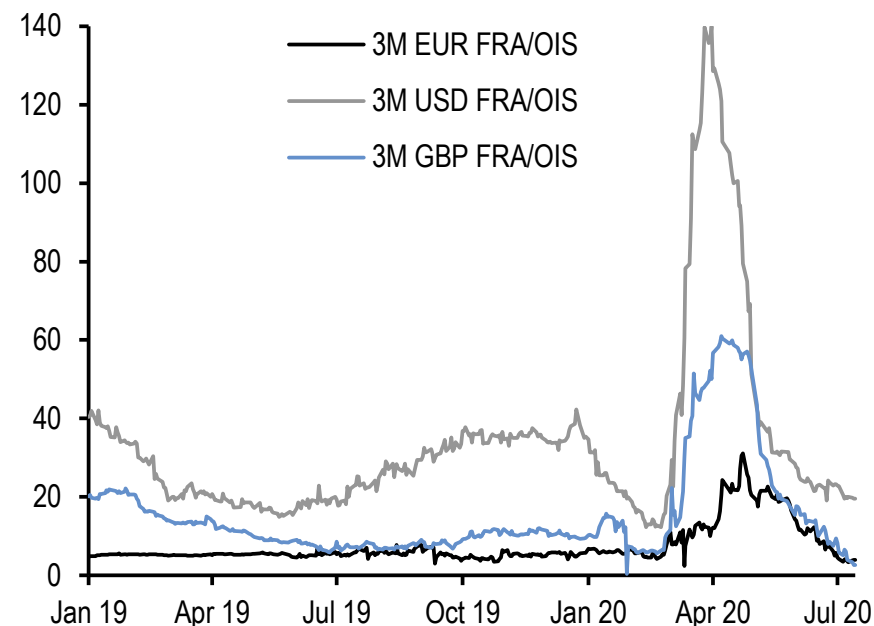
First factor of PCA analysis of short end (1Y) Libor bases (run since January 2013), first factor of PCA analysis of FX OIS bases and 3M USD FRA/OIS; Jan 2019 – Jul 2020; %



Source: J.P. Morgan

The widening in the USD FRA/OIS was of a different order of magnitude relative to the move in the EUR FRA/OIS and more than twice the move in GBP FRA/OIS

Spot 3M USD and EUR FRA/OIS; Jan 2019 – Jul 2020; bp

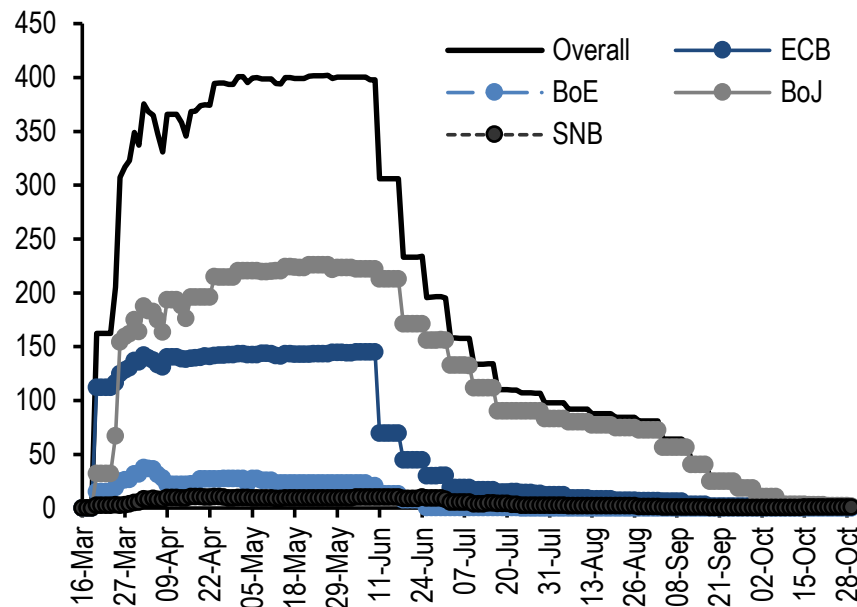


Source: J.P. Morgan

The response from the Fed: the usage of the Fed bilateral swap facility prevented further pressure in the USD funding market

The USD bilateral facility of the FED with DM central banks has strongly contributed to the reduction in short-end USD funding pressure

Overall uptake at the USD bilateral facility with the Fed; \$bn



Source: J.P. Morgan

Standing swapplines	BoC, BoE, BoJ, ECB, and SNB	7-day maturity	Increased to daily from 20th March 2023 to atleast until end of April	Provided daily and longer maturity lending operations in the past as well
Other adhoc arrangements	\$60bn each with RBA, Banco Central do Brasil, Bank of Korea, MAS, Riksbank	Temporary facilities available through 2020-2021		
	\$30bn each with Norges Bank and Danmark Nationalbank			

Cross currency basis – creating synthetic assets

An investor benchmarked to 2Y USTs, can create a **synthetic 2-year Treasury** note by taking advantage of large negative FX basis:

- 1) **Buy the JGB bond** and asset swaps it into a TONAR Yen floater (net pick up is the asset swap)
 - a. Receive Yen TONAR (floating) payments on a quarterly basis
- 2) **Enters a cross currency basis swap** (pay the cross-currency basis; if the basis is negative, this translates into a pick-up)
 - a. Paying Yen TONAR + FX OIS Basis
 - b. Receiving USD SOFR
- 3) **Covert floating rate USD cash flows into fixed cash flows** using plain vanilla IRS (receive fixed rate)
 - a) Pay USD SOFR
 - b) Receive fixed coupons

$$\text{Synthetic yield} = \text{JGB OIS asset swap spread} - \text{FX Basis} + \text{USD fixed swap rate} =$$

$$- 14 \quad - (-65) \quad + \quad 396^* \quad = 447\text{bp}$$

$$\text{Yield pick up (Buy JGB, sell USTs)} = \text{Synthetic yield} - \text{UST bond yield} = 447\text{bp} - 400\text{bp} = 47\text{bp}$$

$$= \text{JGB ASW} - \text{FX Basis} - \text{UST ASW} = - 14 - (-65) - (4) = 47\text{bp}$$

*USD swap rate = 2Y UST – ASW = 400bp + (-4)bp = 396bp;

Disclosures

Analyst Certification: The Research Analyst(s) denoted by an “AC” on the cover of this report certifies (or, where multiple Research Analysts are primarily responsible for this report, the Research Analyst denoted by an “AC” on the cover or within the document individually certifies, with respect to each security or issuer that the Research Analyst covers in this research) that: (1) all of the views expressed in this report accurately reflect the Research Analyst’s personal views about any and all of the subject securities or issuers; and (2) no part of any of the Research Analyst’s compensation was, is, or will be directly or indirectly related to the specific recommendations or views expressed by the Research Analyst(s) in this report. For all Korea-based Research Analysts listed on the front cover, if applicable, they also certify, as per KOFIA requirements, that the Research Analyst’s analysis was made in good faith and that the views reflect the Research Analyst’s own opinion, without undue influence or intervention.

All authors named within this report are Research Analysts who produce independent research unless otherwise specified. In Europe, Sector Specialists (Sales and Trading) may be shown on this report as contacts but are not authors of the report or part of the Research Department.

Company-Specific Disclosures: Important disclosures, including price charts and credit opinion history tables, are available for compendium reports and all J.P. Morgan–covered companies, and certain non-covered companies, by visiting <https://www.jpmm.com/research/disclosures>, calling 1-800-477-0406, or e-mailing research.disclosure.inquiries@jpmorgan.com with your request.

A history of J.P. Morgan investment recommendations disseminated during the preceding 12 months can be accessed on the Research & Commentary page of <http://www.jpmorganmarkets.com> where you can also search by analyst name, sector or financial instrument.

Analysts' Compensation: The research analysts responsible for the preparation of this report receive compensation based upon various factors, including the quality and accuracy of research, client feedback, competitive factors, and overall firm revenues.

Other Disclosures

J.P. Morgan is a marketing name for investment banking businesses of JPMorgan Chase & Co. and its subsidiaries and affiliates worldwide.

UK MIFID FICC research unbundling exemption: UK clients should refer to [UK MIFID Research Unbundling exemption](#) for details of JPMorgan’s implementation of the FICC research exemption and guidance on relevant FICC research categorisation.

Any long form nomenclature for references to China; Hong Kong; Taiwan; and Macau within this research material are Mainland China; Hong Kong SAR (China); Taiwan (China); and Macau SAR (China).

J.P. Morgan Research may, from time to time, write on issuers or securities targeted by economic or financial sanctions imposed or administered by the governmental authorities of the U.S., EU, UK or other relevant jurisdictions (Sanctioned Securities). Nothing in this report is intended to be read or construed as encouraging, facilitating, promoting or otherwise approving investment or dealing in such Sanctioned Securities. Clients should be aware of their own legal and compliance obligations when making investment decisions.

Any digital or crypto assets discussed in this research report are subject to a rapidly changing regulatory landscape. For relevant regulatory advisories on crypto assets, including bitcoin and ether, please see <https://www.jpmorgan.com/disclosures/cryptoasset-disclosure>.

Disclosures

The author(s) of this research report may not be licensed to carry on regulated activities in your jurisdiction and, if not licensed, do not hold themselves out as being able to do so.

Exchange-Traded Funds (ETFs): J.P. Morgan Securities LLC (“JPMS”) acts as authorized participant for substantially all U.S.-listed ETFs. To the extent that any ETFs are mentioned in this report, JPMS may earn commissions and transaction-based compensation in connection with the distribution of those ETF shares and may earn fees for performing other trade-related services, such as securities lending to short sellers of the ETF shares. JPMS may also perform services for the ETFs themselves, including acting as a broker or dealer to the ETFs. In addition, affiliates of JPMS may perform services for the ETFs, including trust, custodial, administration, lending, index calculation and/or maintenance and other services.

Options and Futures related research: If the information contained herein regards options- or futures-related research, such information is available only to persons who have received the proper options or futures risk disclosure documents. Please contact your J.P. Morgan Representative or visit <https://www.theocc.com/components/docs/riskstoc.pdf> for a copy of the Option Clearing Corporation’s Characteristics and Risks of Standardized Options or http://www.finra.org/sites/default/files/Security_Futures_Risk_Disclosure_Statement_2018.pdf for a copy of the Security Futures Risk Disclosure Statement.

Changes to Interbank Offered Rates (IBORs) and other benchmark rates: Certain interest rate benchmarks are, or may in the future become, subject to ongoing international, national and other regulatory guidance, reform and proposals for reform. For more information, please consult: https://www.jpmorgan.com/global/disclosures/interbank_offered_rates

Private Bank Clients: Where you are receiving research as a client of the private banking businesses offered by JPMorgan Chase & Co. and its subsidiaries (“J.P. Morgan Private Bank”), research is provided to you by J.P. Morgan Private Bank and not by any other division of J.P. Morgan, including, but not limited to, the J.P. Morgan Corporate and Investment Bank and its Global Research division.

Legal entity responsible for the production and distribution of research: The legal entity identified below the name of the Reg AC Research Analyst who authored this material is the legal entity responsible for the production of this research. Where multiple Reg AC Research Analysts authored this material with different legal entities identified below their names, these legal entities are jointly responsible for the production of this research. Research Analysts from various J.P. Morgan affiliates may have contributed to the production of this material but may not be licensed to carry out regulated activities in your jurisdiction (and do not hold themselves out as being able to do so). Unless otherwise stated below, this material has been distributed by the legal entity responsible for production. If you have any queries, please contact the relevant Research Analyst in your jurisdiction or the entity in your jurisdiction that has distributed this research material.

Legal Entities Disclosures and Country-/Region-Specific Disclosures:

Argentina: JPMorgan Chase Bank N.A Sucursal Buenos Aires is regulated by Banco Central de la República Argentina (“BCRA”- Central Bank of Argentina) and Comisión Nacional de Valores (“CNV”- Argentinian Securities Commission) - ALYC y AN Integral N°51). **Australia:** J.P. Morgan Securities Australia Limited (“JPMSAL”) (ABN 61 003 245 234/AFS Licence No: 238066) is regulated by the Australian Securities and Investments Commission and is a Market, Clearing and Settlement Participant of ASX Limited and CHI-X. This material is issued and distributed in Australia by or on behalf of JPMSAL only to “wholesale clients” (as defined in section 761G of the Corporations Act 2001). A list of all financial products covered can be found by visiting <https://www.jpmm.com/research/disclosures>. J.P. Morgan seeks to cover companies of relevance to the domestic and international investor base across all Global Industry Classification Standard (GICS) sectors, as well as across a range of market capitalisation sizes. If applicable, in the course of conducting public side due diligence on the subject company(ies), the Research Analyst team may at times perform such diligence through corporate engagements such as site visits, discussions with company representatives, management presentations, etc. Research issued by JPMSAL has been prepared in accordance with J.P. Morgan Australia’s Research Independence Policy which can be found at the following link: [J.P. Morgan Australia - Research Independence Policy](#). **Brazil:** Banco J.P. Morgan S.A. is regulated by the Comissao de Valores Mobiliarios (CVM) and by the Central Bank of Brazil. Ombudsman J.P. Morgan: 0800-7700847 / ouvidoria.jp.morgan@jpmorgan.com. **Canada:** J.P. Morgan Securities Canada Inc. is a registered investment dealer, regulated by the Investment Industry Regulatory Organization of Canada and the Ontario Securities Commission

Disclosures

and is the participating member on Canadian exchanges. This material is distributed in Canada by or on behalf of J.P.Morgan Securities Canada Inc. **Chile:** Inversiones J.P. Morgan Limitada is an unregulated entity incorporated in Chile. **China:** J.P. Morgan Securities (China) Company Limited has been approved by CSRC to conduct the securities investment consultancy business. **Dubai International Financial Centre (DIFC):** JPMorgan Chase Bank, N.A., Dubai Branch is regulated by the Dubai Financial Services Authority (DFSA) and its registered address is Dubai International Financial Centre - The Gate, West Wing, Level 3 and 9 PO Box 506551, Dubai, UAE. This material has been distributed by JP Morgan Chase Bank, N.A., Dubai Branch to persons regarded as professional clients or market counterparties as defined under the DFSA rules. **European Economic Area (EEA):** Unless specified to the contrary, research is distributed in the EEA by J.P. Morgan SE (“JPM SE”), which is subject to prudential supervision by the European Central Bank (“ECB”) in cooperation with BaFin and Deutsche Bundesbank in Germany. JPM SE is a company headquartered in Frankfurt with registered address at Taunusturm, Taunustor 1, Frankfurt am Main, 60310, Germany. The material has been distributed in the EEA to persons regarded as professional investors (or equivalent) pursuant to Art. 4 para. 1 no. 10 and Annex II of MiFID II and its respective implementation in their home jurisdictions (“EEA professional investors”). This material must not be acted on or relied on by persons who are not EEA professional investors. Any investment or investment activity to which this material relates is only available to EEA relevant persons and will be engaged in only with EEA relevant persons. **Hong Kong:** J.P. Morgan Securities (Asia Pacific) Limited (CE number AAJ321) is regulated by the Hong Kong Monetary Authority and the Securities and Futures Commission in Hong Kong, and J.P. Morgan Broking (Hong Kong) Limited (CE number AAB027) is regulated by the Securities and Futures Commission in Hong Kong. JP Morgan Chase Bank, N.A., Hong Kong Branch (CE Number AAL996) is regulated by the Hong Kong Monetary Authority and the Securities and Futures Commission, is organized under the laws of the United States with limited liability. Where the distribution of this material is a regulated activity in Hong Kong, the material is distributed in Hong Kong by or through J.P. Morgan Securities (Asia Pacific) Limited and/or J.P. Morgan Broking (Hong Kong) Limited. **India:** J.P. Morgan India Private Limited (Corporate Identity Number - U67120MH1992FTC068724), having its registered office at J.P. Morgan Tower, Off. C.S.T. Road, Kalina, Santacruz - East, Mumbai – 400098, is registered with the Securities and Exchange Board of India (SEBI) as a ‘Research Analyst’ having registration number INH000001873. J.P. Morgan India Private Limited is also registered with SEBI as a member of the National Stock Exchange of India Limited and the Bombay Stock Exchange Limited (SEBI Registration Number – INZ000239730) and as a Merchant Banker (SEBI Registration Number - MB/INM000002970). Telephone: 91-22-6157 3000, Facsimile: 91-22-6157 3990 and Website: <http://www.jpmipl.com>. JPMorgan Chase Bank, N.A. - Mumbai Branch is licensed by the Reserve Bank of India (RBI) (Licence No. 53/ Licence No. BY.4/94; SEBI - IN/CUS/014/ CDSL : IN-DP-CDSL-444-2008/ IN-DP-NSDL-285-2008/ INBI00000984/ INE231311239) as a Scheduled Commercial Bank in India, which is its primary license allowing it to carry on Banking business in India and other activities, which a Bank branch in India are permitted to undertake. For non-local research material, this material is not distributed in India by J.P. Morgan India Private Limited. Compliance Officer: Spurthi Gadamsetty; spurthi.gadamsetty@jpmchase.com; +912261573225. Grievance Officer: Ramprasadh K, jpmipl.research.feedback@jpmorgan.com; +912261573000.

Investment in securities market are subject to market risks. Read all the related documents carefully before investing. Registration granted by SEBI and certification from NISM in no way guarantee performance of the intermediary or provide any assurance of returns to investors.

Indonesia: PT J.P. Morgan Sekuritas Indonesia is a member of the Indonesia Stock Exchange and is registered and supervised by the Otoritas Jasa Keuangan (OJK). **Korea:** J.P. Morgan Securities (Far East) Limited, Seoul Branch, is a member of the Korea Exchange (KRX). JPMorgan Chase Bank, N.A., Seoul Branch, is licensed as a branch office of foreign bank (JPMorgan Chase Bank, N.A.) in Korea. Both entities are regulated by the Financial Services Commission (FSC) and the Financial Supervisory Service (FSS). For non-macro research material, the material is distributed in Korea by or through J.P. Morgan Securities (Far East) Limited, Seoul Branch. **Japan:** JPMorgan Securities Japan Co., Ltd. and JPMorgan Chase Bank, N.A., Tokyo Branch are regulated by the Financial Services Agency in Japan. **Malaysia:** This material is issued and distributed in Malaysia by JPMorgan Securities (Malaysia) Sdn Bhd (18146-X), which is a Participating Organization of Bursa Malaysia Berhad and holds a Capital Markets Services License issued by the Securities Commission in Malaysia. **Mexico:** J.P. Morgan Casa de Bolsa, S.A. de C.V. and J.P. Morgan Grupo Financiero are members of the Mexican Stock Exchange and are authorized to act as a broker dealer by the National Banking and Securities Exchange Commission. **New Zealand:** This material is issued and distributed by JPMSAL in New Zealand only to "wholesale clients" (as defined in the Financial Markets Conduct Act 2013). JPMSAL is registered as a Financial Service Provider under the Financial Service providers (Registration and Dispute Resolution) Act of 2008. **Pakistan:** J. P. Morgan Pakistan Broking (Pvt.) Ltd is a member of the Karachi Stock Exchange and regulated by the Securities and Exchange Commission of Pakistan. **Philippines:** J.P. Morgan Securities Philippines Inc. is a Trading Participant of the Philippine Stock Exchange and a member of the Securities Clearing Corporation of the Philippines and the Securities Investor Protection Fund. It is regulated by the Securities and Exchange Commission. **Russia:** CB J.P. Morgan Bank International LLC is regulated by the Central Bank of Russia. **Singapore:** This material is issued and distributed in Singapore by or through J.P. Morgan Securities Singapore Private Limited (JPMSS) [MCI (P) 060/08/2022 and Co. Reg. No.: 199405335R], which is a member of the Singapore Exchange Securities Trading Limited, and/or JPMorgan Chase Bank, N.A., Singapore branch (JPMCB Singapore), both of which are regulated by the Monetary Authority of Singapore. This material is issued and distributed

Disclosures

in Singapore only to accredited investors, expert investors and institutional investors, as defined in Section 4A of the Securities and Futures Act, Cap. 289 (SFA). This material is not intended to be issued or distributed to any retail investors or any other investors that do not fall into the classes of “accredited investors,” “expert investors” or “institutional investors,” as defined under Section 4A of the SFA. Recipients of this material in Singapore are to contact JPMSS or JPMCB Singapore in respect of any matters arising from, or in connection with, the material. As at the date of this material, JPMSS is a designated market maker for certain structured warrants listed on the Singapore Exchange where the underlying securities may be the securities discussed in this material. Arising from its role as a designated market maker for such structured warrants, JPMSS may conduct hedging activities in respect of such underlying securities and hold or have an interest in such underlying securities as a result. The updated list of structured warrants for which JPMSS acts as designated market maker may be found on the website of the Singapore Exchange Limited: <http://www.sgx.com>. **South Africa:** J.P. Morgan Equities South Africa Proprietary Limited and JPMorgan Chase Bank, N.A., Johannesburg Branch are members of the Johannesburg Securities Exchange and are regulated by the Financial Services Board. **Taiwan:** J.P. Morgan Securities (Taiwan) Limited is a participant of the Taiwan Stock Exchange (company-type) and regulated by the Taiwan Securities and Futures Bureau. Material relating to equity securities is issued and distributed in Taiwan by J.P. Morgan Securities (Taiwan) Limited, subject to the license scope and the applicable laws and the regulations in Taiwan. According to Paragraph 2, Article 7-1 of Operational Regulations Governing Securities Firms Recommending Trades in Securities to Customers (as amended or supplemented) and/or other applicable laws or regulations, please note that the recipient of this material is not permitted to engage in any activities in connection with the material that may give rise to conflicts of interests, unless otherwise disclosed in the “Important Disclosures” in this material. **Thailand:** This material is issued and distributed in Thailand by JPMorgan Securities (Thailand) Ltd., which is a member of the Stock Exchange of Thailand and is regulated by the Ministry of Finance and the Securities and Exchange Commission, and its registered address is 3rd Floor, 20 North Sathorn Road, Silom, Bangrak, Bangkok 10500. **UK:** Unless specified to the contrary, research is distributed in the UK by J.P. Morgan Securities plc (“JPMS plc”) which is a member of the London Stock Exchange and is authorised by the Prudential Regulation Authority and regulated by the Financial Conduct Authority and the Prudential Regulation Authority. JPMS plc is registered in England & Wales No. 2711006, Registered Office 25 Bank Street, London, E14 5JP. This material is directed in the UK only to: (a) persons having professional experience in matters relating to investments falling within article 19(5) of the Financial Services and Markets Act 2000 (Financial Promotion) (Order) 2005 (“the FPO”); (b) persons outlined in article 49 of the FPO (high net worth companies, unincorporated associations or partnerships, the trustees of high value trusts, etc.); or (c) any persons to whom this communication may otherwise lawfully be made; all such persons being referred to as “UK relevant persons”. This material must not be acted on or relied on by persons who are not UK relevant persons. Any investment or investment activity to which this material relates is only available to UK relevant persons and will be engaged in only with UK relevant persons. Research issued by JPMS plc has been prepared in accordance with JPMS plc's policy for prevention and avoidance of conflicts of interest related to the production of Research which can be found at the following link: [J.P. Morgan EMEA - Research Independence Policy](#). **U.S.:** J.P. Morgan Securities LLC (“JPMS”) is a member of the NYSE, FINRA, SIPC, and the NFA. JPMorgan Chase Bank, N.A. is a member of the FDIC. Material published by non-U.S. affiliates is distributed in the U.S. by JPMS who accepts responsibility for its content.

General: Additional information is available upon request. The information in this material has been obtained from sources believed to be reliable. While all reasonable care has been taken to ensure that the facts stated in this material are accurate and that the forecasts, opinions and expectations contained herein are fair and reasonable, JPMorgan Chase & Co. or its affiliates and/or subsidiaries (collectively J.P. Morgan) make no representations or warranties whatsoever to the completeness or accuracy of the material provided, except with respect to any disclosures relative to J.P. Morgan and the Research Analyst's involvement with the issuer that is the subject of the material. Accordingly, no reliance should be placed on the accuracy, fairness or completeness of the information contained in this material. There may be certain discrepancies with data and/or limited content in this material as a result of calculations, adjustments, translations to different languages, and/or local regulatory restrictions, as applicable. These discrepancies should not impact the overall investment analysis, views and/or recommendations of the subject company(ies) that may be discussed in the material. J.P. Morgan accepts no liability whatsoever for any loss arising from any use of this material or its contents, and neither J.P. Morgan nor any of its respective directors, officers or employees, shall be in any way responsible for the contents hereof, apart from the liabilities and responsibilities that may be imposed on them by the relevant regulatory authority in the jurisdiction in question, or the regulatory regime thereunder. Opinions, forecasts or projections contained in this material represent J.P. Morgan's current opinions or judgment as of the date of the material only and are therefore subject to change without notice. Periodic updates may be provided on companies/industries based on company-specific developments or announcements, market conditions or any other publicly available information. There can be no assurance that future results or events will be consistent with any such opinions, forecasts or projections, which represent only one possible outcome. Furthermore, such opinions, forecasts or projections are subject to certain risks, uncertainties and assumptions that have not been verified, and future actual results or events could differ materially. The value of, or income from, any investments referred to in this material may fluctuate and/or be affected by changes in exchange rates. All pricing is indicative as of the close of market for the securities discussed, unless otherwise stated. Past performance is not indicative of future

Disclosures

results. Accordingly, investors may receive back less than originally invested. This material is not intended as an offer or solicitation for the purchase or sale of any financial instrument. The opinions and recommendations herein do not take into account individual client circumstances, objectives, or needs and are not intended as recommendations of particular securities, financial instruments or strategies to particular clients. This material may include views on structured securities, options, futures and other derivatives. These are complex instruments, may involve a high degree of risk and may be appropriate investments only for sophisticated investors who are capable of understanding and assuming the risks involved. The recipients of this material must make their own independent decisions regarding any securities or financial instruments mentioned herein and should seek advice from such independent financial, legal, tax or other adviser as they deem necessary. J.P. Morgan may trade as a principal on the basis of the Research Analysts' views and research, and it may also engage in transactions for its own account or for its clients' accounts in a manner inconsistent with the views taken in this material, and J.P. Morgan is under no obligation to ensure that such other communication is brought to the attention of any recipient of this material. Others within J.P. Morgan, including Strategists, Sales staff and other Research Analysts, may take views that are inconsistent with those taken in this material. Employees of J.P. Morgan not involved in the preparation of this material may have investments in the securities (or derivatives of such securities) mentioned in this material and may trade them in ways different from those discussed in this material. This material is not an advertisement for or marketing of any issuer, its products or services, or its securities in any jurisdiction.

Confidentiality and Security Notice: This transmission may contain information that is privileged, confidential, legally privileged, and/or exempt from disclosure under applicable law. If you are not the intended recipient, you are hereby notified that any disclosure, copying, distribution, or use of the information contained herein (including any reliance thereon) is STRICTLY PROHIBITED. Although this transmission and any attachments are believed to be free of any virus or other defect that might affect any computer system into which it is received and opened, it is the responsibility of the recipient to ensure that it is virus free and no responsibility is accepted by JPMorgan Chase & Co., its subsidiaries and affiliates, as applicable, for any loss or damage arising in any way from its use. If you received this transmission in error, please immediately contact the sender and destroy the material in its entirety, whether in electronic or hard copy format. This message is subject to electronic monitoring: <https://www.jpmorgan.com/disclosures/email>

MSCI: Certain information herein ("Information") is reproduced by permission of MSCI Inc., its affiliates and information providers ("MSCI") ©2023. No reproduction or dissemination of the Information is permitted without an appropriate license. MSCI MAKES NO EXPRESS OR IMPLIED WARRANTIES (INCLUDING MERCHANTABILITY OR FITNESS) AS TO THE INFORMATION AND DISCLAIMS ALL LIABILITY TO THE EXTENT PERMITTED BY LAW. No Information constitutes investment advice, except for any applicable Information from MSCI ESG Research. Subject also to [msci.com/disclaimer](https://www.msci.com/disclaimer)

"Other Disclosures" last revised April 29, 2023.

Copyright 2023 JPMorgan Chase & Co. All rights reserved. This material or any portion hereof may not be reprinted, sold or redistributed without the written consent of J.P. Morgan.

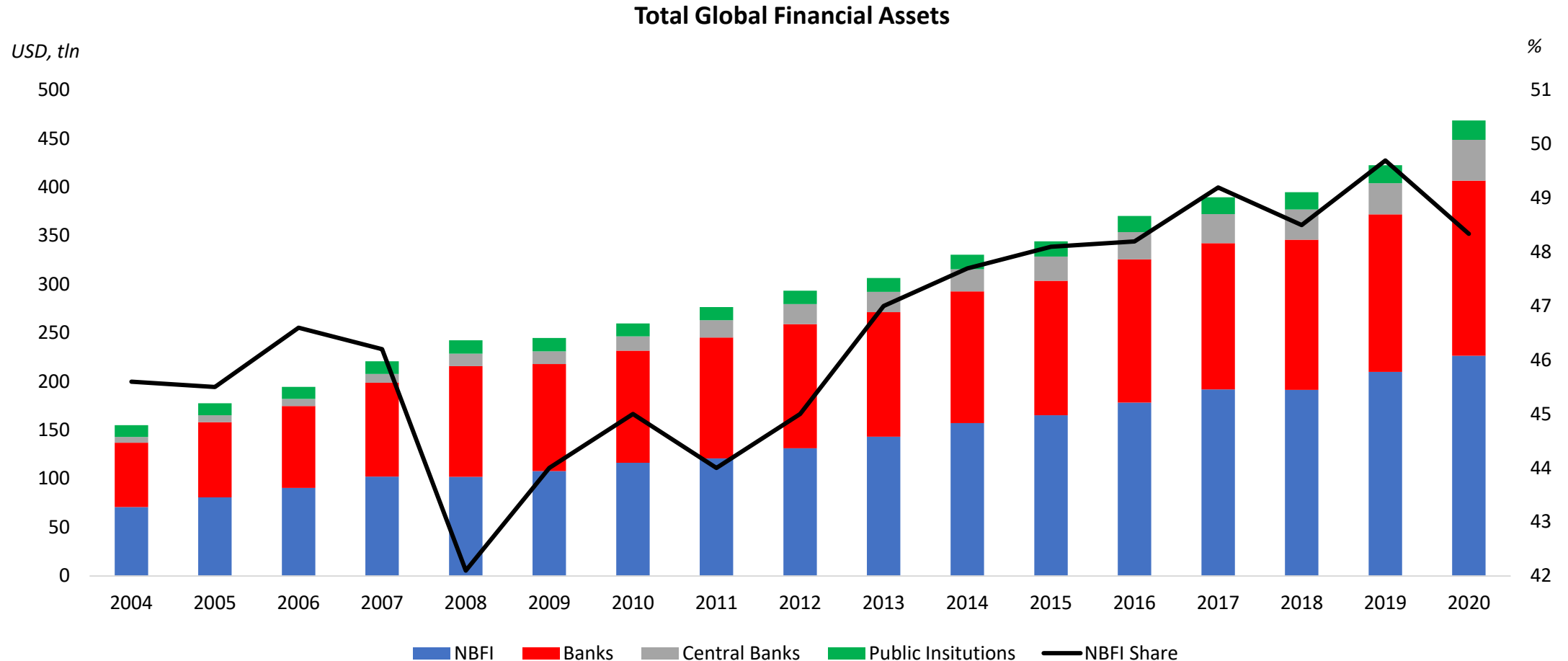
International Roles of the Dollar:

NBFIs and Global Dollar Funding Markets

Rebecca Patterson

May 2023

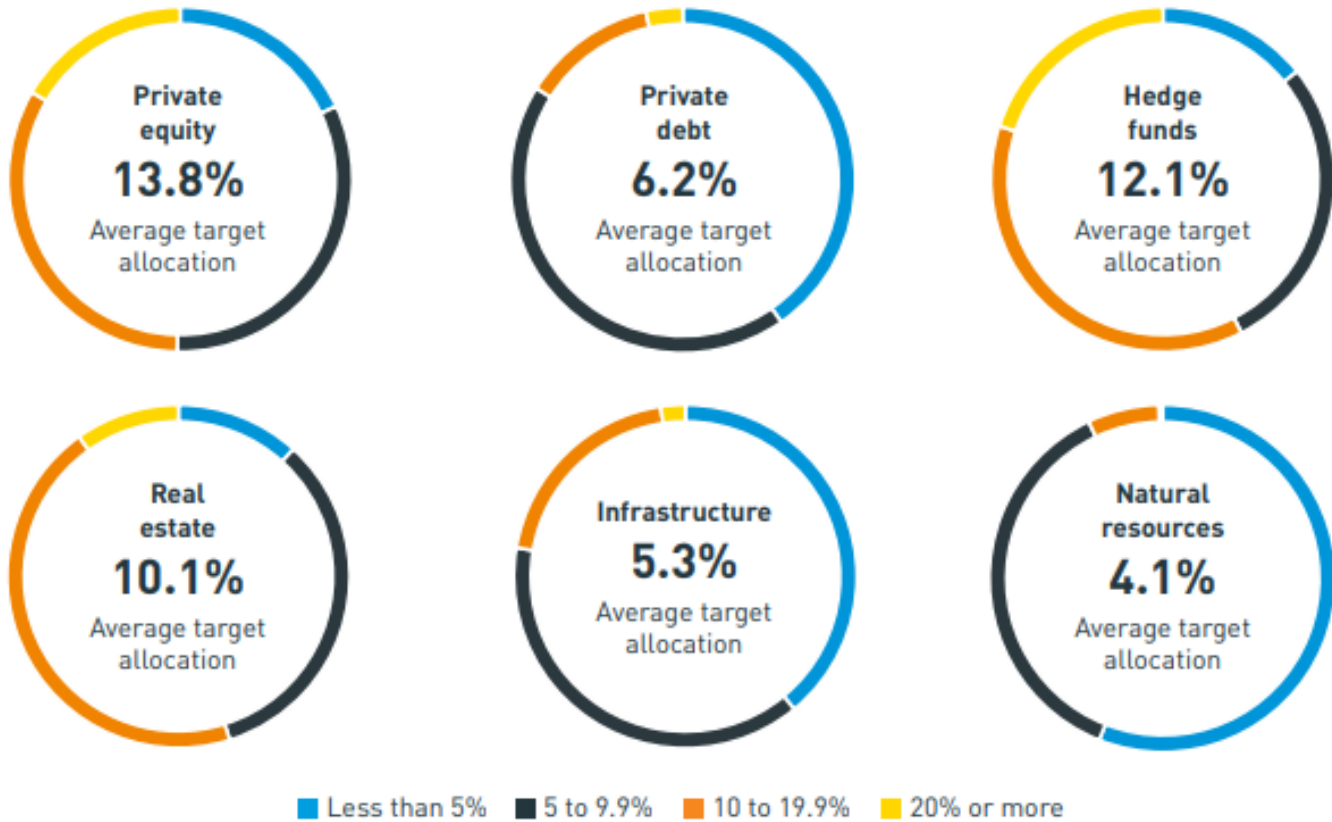
NBFI Share of Global Assets Rising over Time



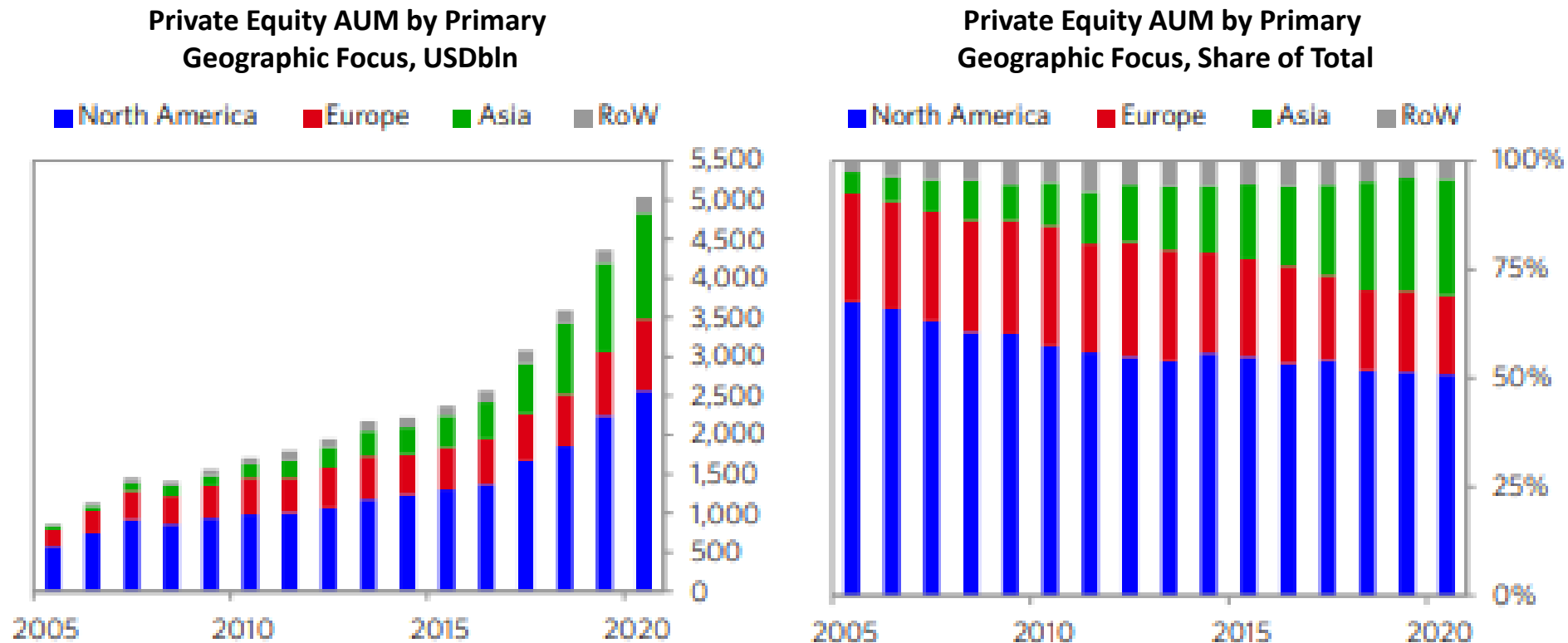
Source: Financial Stability Board

Investors Using More Alternative Assets to Meet Return Goals

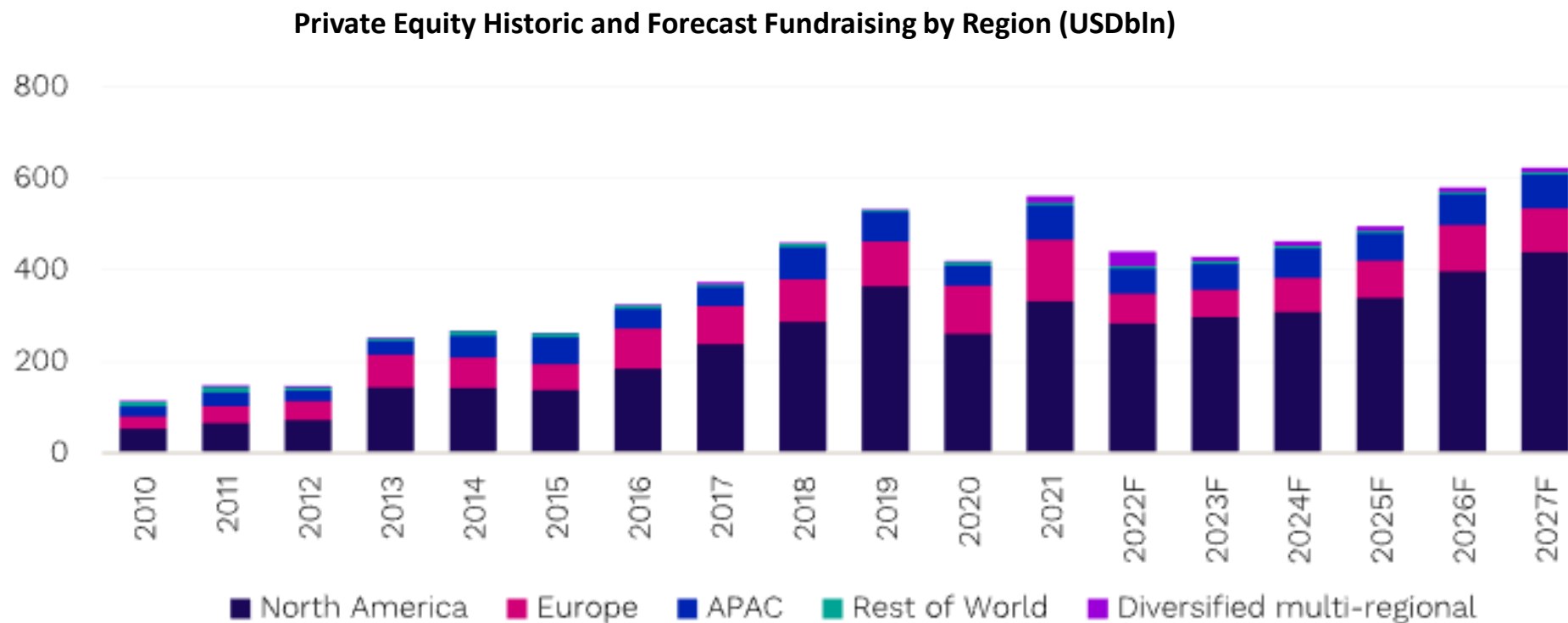
Institutional Investors by Target Allocation to Each Asset Class (% of total assets)



US and Dollar Dominate Private Asset Markets



No Signs that This Trend Will Shift Anytime Soon



NBFIs and USD Considerations

- **Relatively lighter regulations and data gaps for many NBFIs, along with linkages to traditional banking, create challenges in assessing financial stability risks in a timely way**
- **While many NBFIs have longer-term investment horizons, they remain sensitive to sudden, large price changes in liquid assets**
- **Monetary policy transmission to NBFIs varies considerably by type of institution, with direct and indirect flow-through**
- **Private asset managers are heavily weighted towards the US, providing a capital flow support to the dollar that is increasingly meaningful and “sticky”**

Panel: Global Dollar Funding Markets

Opening Remarks

Victoria Ivashina

Lovett-Learned Professor of Finance



HARVARD | BUSINESS | SCHOOL

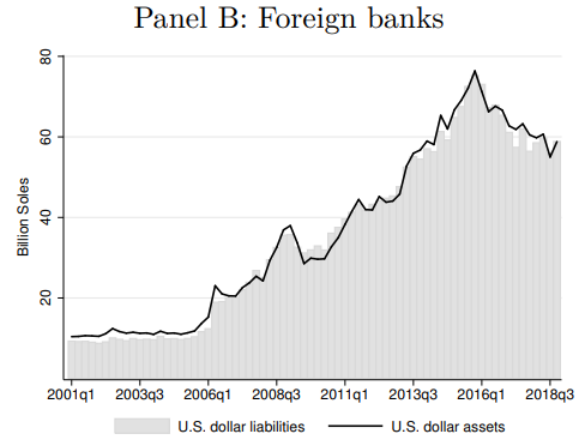
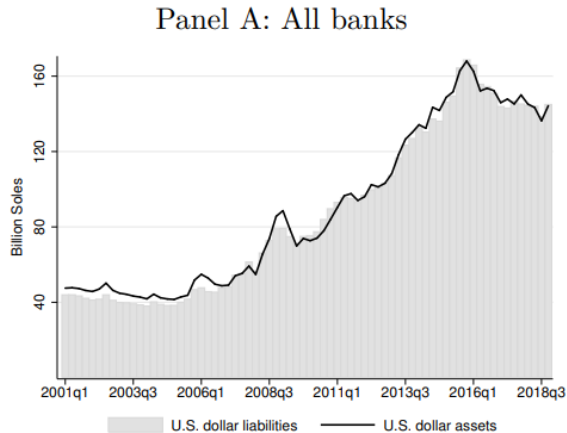
USD Is Central in Trade and International Finance

USD Denominated Transactions:

- ~50% of all trade invoicing (vs. 12% U.S. share in global trade)
- ~50% of all cross-border loans and international debt securities
 - Non-US banks: 65% of all global loan issuance
 - Non-US banks: 88% of all international debt issuance
- High level of dollarization of domestic credit in emerging markets

Core Elements:

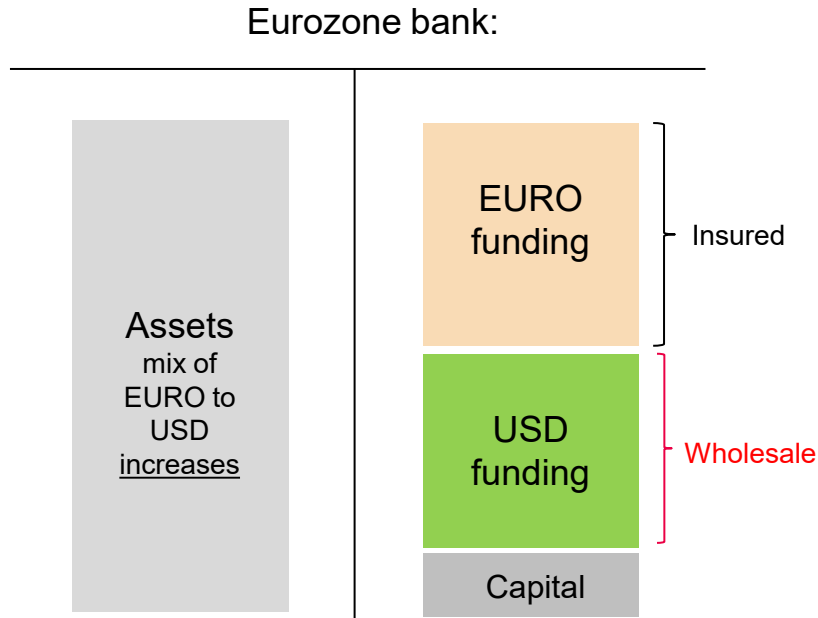
- It is prohibitively costly for banks to have FX exposure on the balance sheet



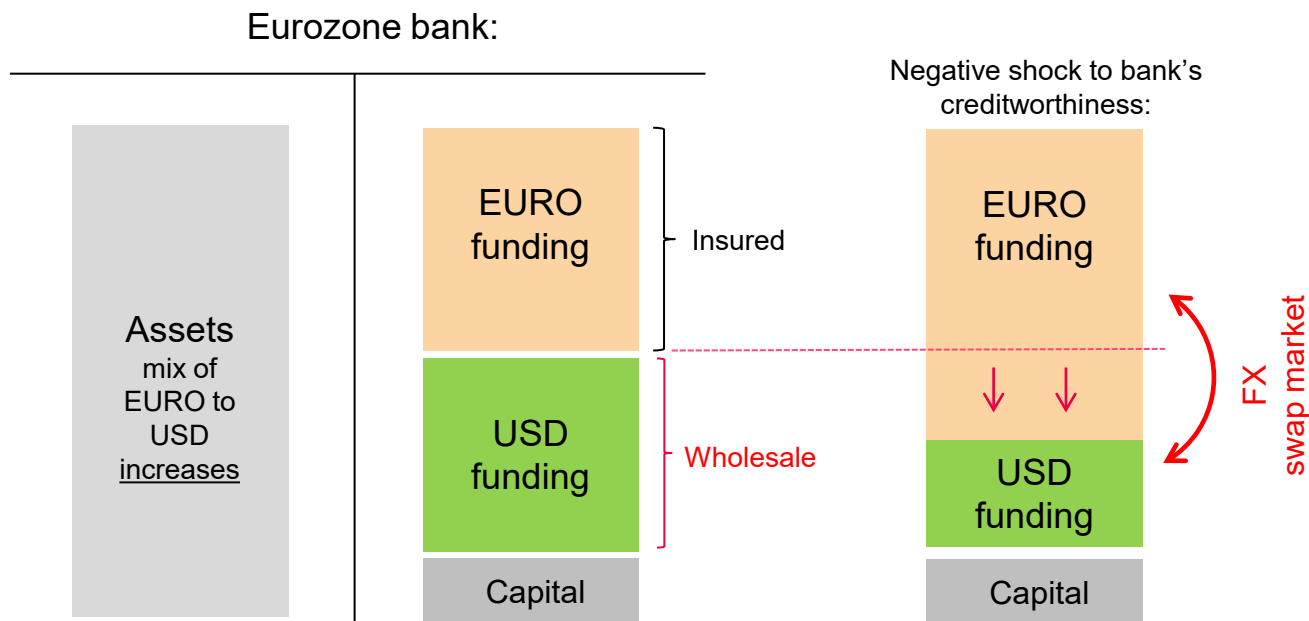
Gutiérrez, Bryan, Victoria Ivashina, and Juliana Salomao. "Why Is Dollar Debt Cheaper? Evidence from Peru." *Journal of Financial Economics* (June 2023.)

Core Elements:

- (Outside of dollarized economies) To raise foreign-currency financing, foreign banks rely heavily on wholesale funding

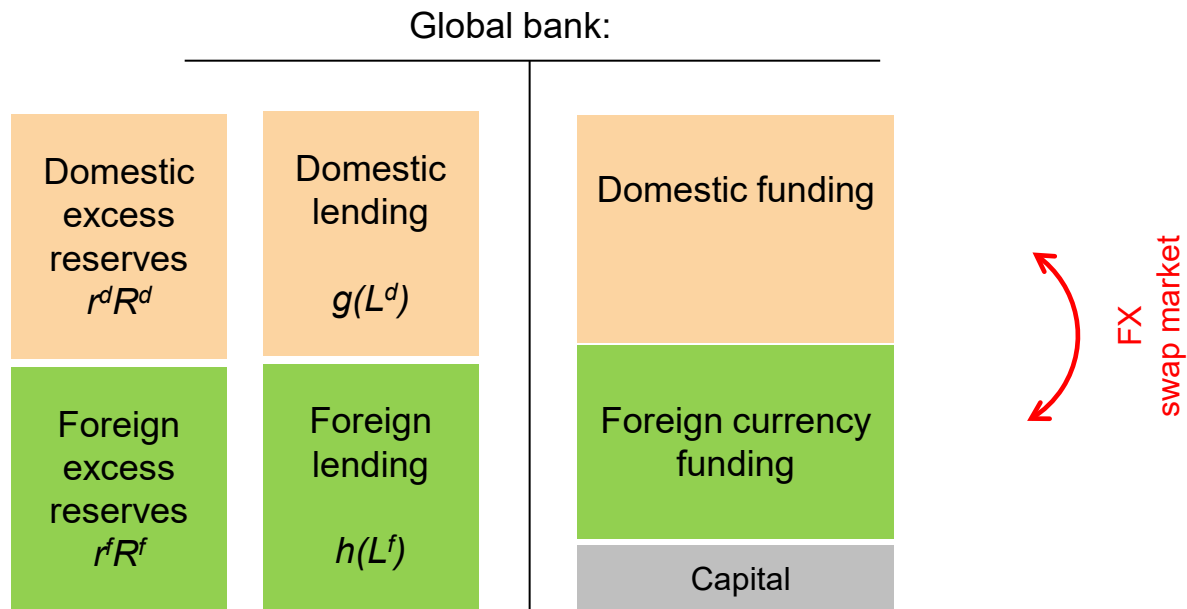


Mechanisms:



- Increase in bank solvency risk
 - increase in the costs of USD funding relative to euro funding
 - increase in demand for borrowing in euros and swapping into dollars
 - capital-constrained arbitrageurs need to earn higher returns on the swap
- Increase in bank solvency risk makes it more expensive to make dollar loans

Mechanisms:

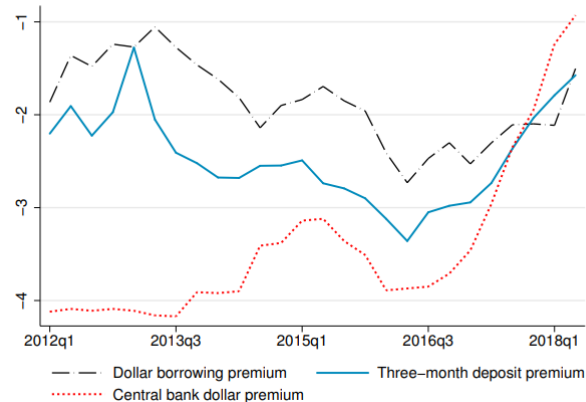


- There are cross-border implications of monetary policy

Additional Core Elements in EMEs:

- Household preference for saving in USD
- Markets largely constrained to domestic lending/investing

Panel A: A raw rate differential using average loan rates



Gutiérrez, Bryan, Victoria Ivashina, and Juliana Salomao. "Why Is Dollar Debt Cheaper? Evidence from Peru." *Journal of Financial Economics* (June 2023.)

Transmission of Stress Abroad to the U.S. Financial System

Beth Anne Wilson*

Federal Reserve Board

2nd Annual Conference on the “International Roles of the U.S. Dollar”

May 18-19, 2023

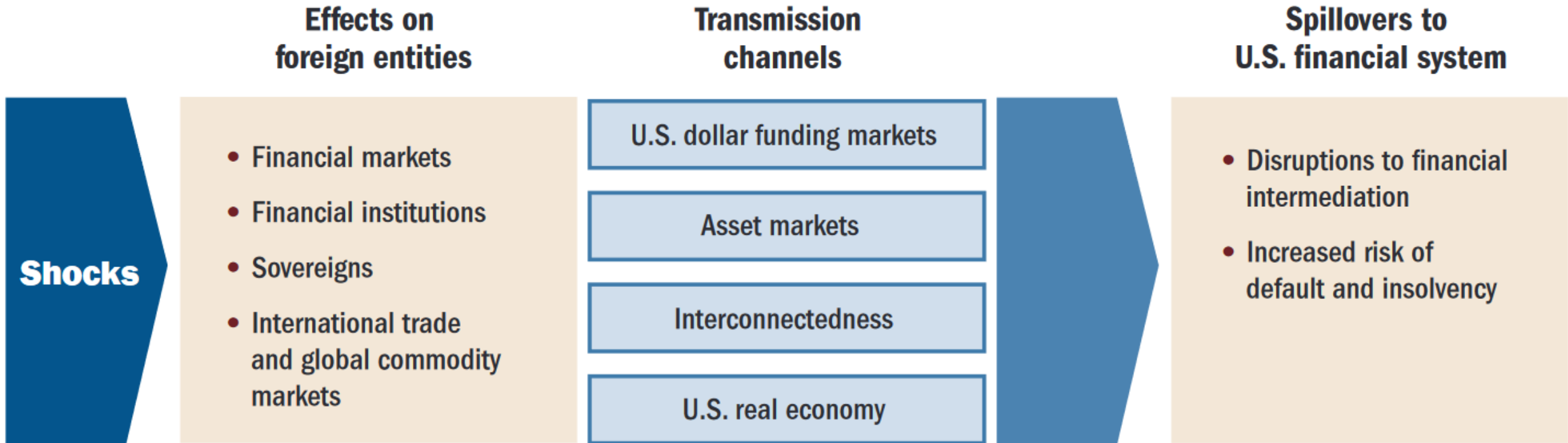
Exhibits by Dylan Saez

*The views expressed in this presentation are my own and are not necessarily those of the Federal Reserve Board, its staff, or others in the Federal Reserve System.

Introduction

- Use of the dollar benefits the global economy.
 - Deeper, more liquid markets and lower borrowing costs
- Many shocks from abroad in past decade.
 - European sovereign debt crisis in 2011, 2015 China scare, Brexit, and war in Ukraine
- How do foreign shocks affect U.S. financial stability?
- Today's presentation
 - Describes two important channels of transmission
 - Highlights some mitigants

Transmission of Foreign Shocks to the U.S. Financial System

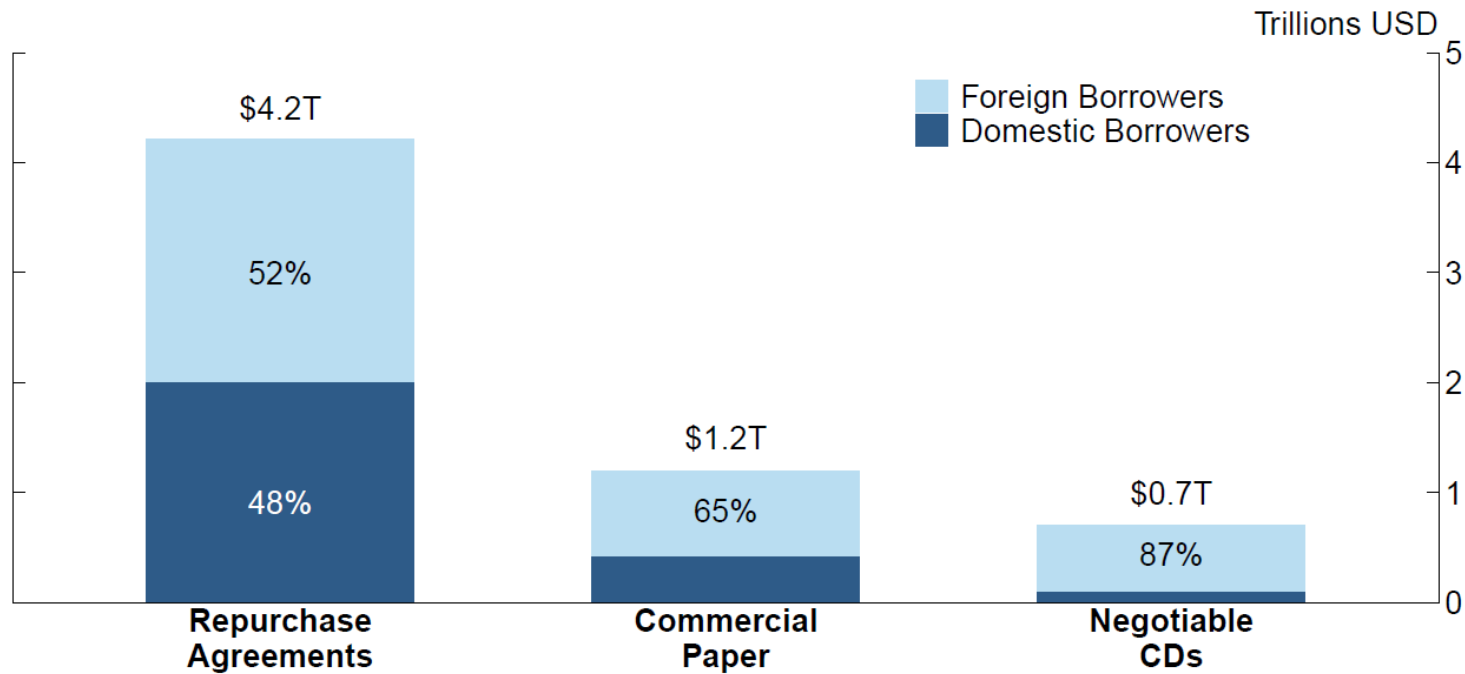


- Spillovers depend on how foreign stress interacts with existing U.S. vulnerabilities.

Short-term Dollar Funding Markets

- Foreign firms and financial institutions have heavy dollar borrowing needs.
- FX swap markets and U.S. short-term funding markets are key sources of dollars.
- Disruptions in these markets can limit short-term financing for U.S. borrowers.

Outstanding U.S. Short-Term Funding Instruments



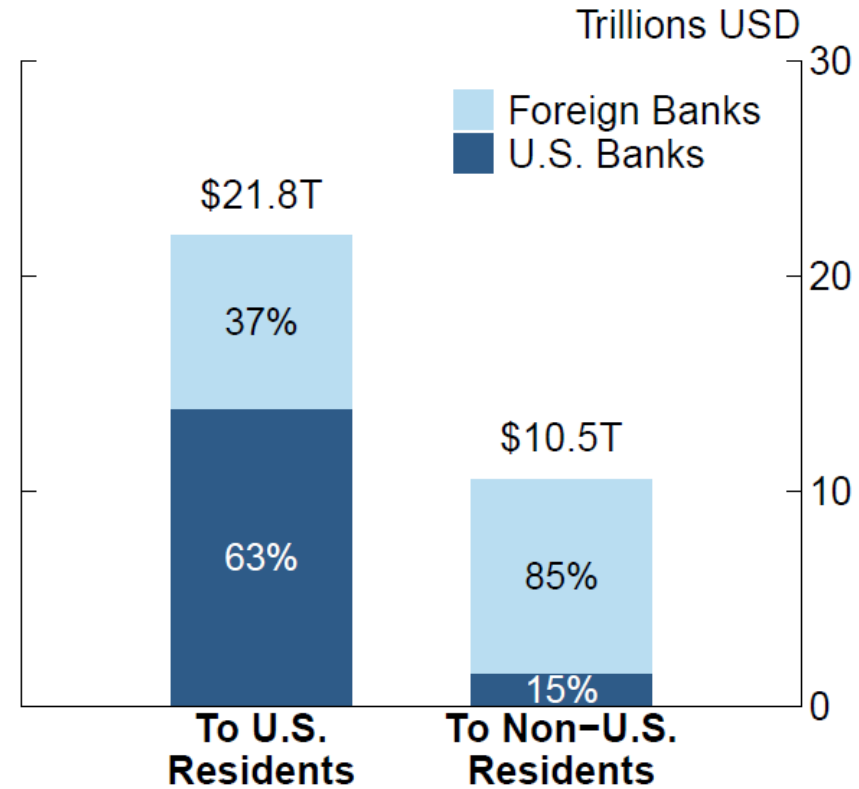
Note: Repurchase agreements include those reported by primary dealers on the Form 2004 and banks, life insurers REITS, and rest of the world on the Statistical Release Z.1. CD is certificate of deposit. Data for CP and CDs as of October 31, 2022. Data for repurchase agreements as of December 2022. Neither DTCC Solutions LLC nor any of its affiliates shall be responsible for any errors or omissions in any DTCC data included in this publication, regardless of the cause and, in no event, shall DTCC or any of its affiliates be liable for any direct, indirect, special, or consequential damages, costs, expenses, legal fees, or losses (including lost income or lost profit, trading losses and opportunity costs) in connection with this publication.

Source: Federal Reserve Bank of New York; DTCC Solutions LLC, an affiliate of The Depository Trust & Clearing Corporation and FRB and its staff calculations.

Dollar Funding: Lending to U.S. and Foreign Borrowers

- Foreign financial institutions are significant dollar lenders in the U.S. and abroad.
- Stress can limit foreign financial institutions' ability to
 - Provide dollar-denominated credit to U.S. and foreign borrowers.
 - Serve as counterparties in the FX swap market.

Dollar-Denominated Lending



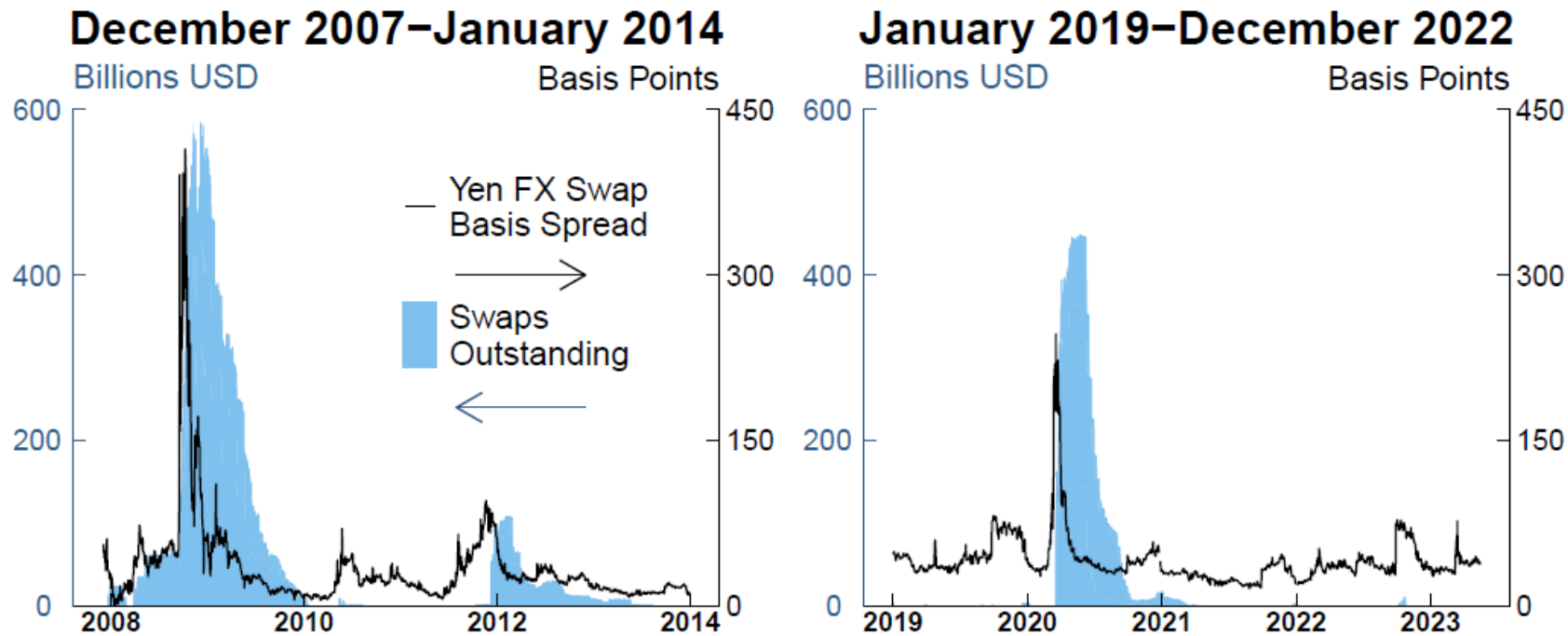
Note: Lending includes dollar-denominated loans and bond holdings and excludes intragroup loans. Data as of 2022 Q3.

Source: BIS consolidated banking statistics, BIS locational banking statistics, Federal Reserve staff estimates.

Dollar Liquidity Swap Lines

- Swap lines have helped alleviate spillovers through dollar funding markets.

Swap Line Usage and Dollar Funding Costs

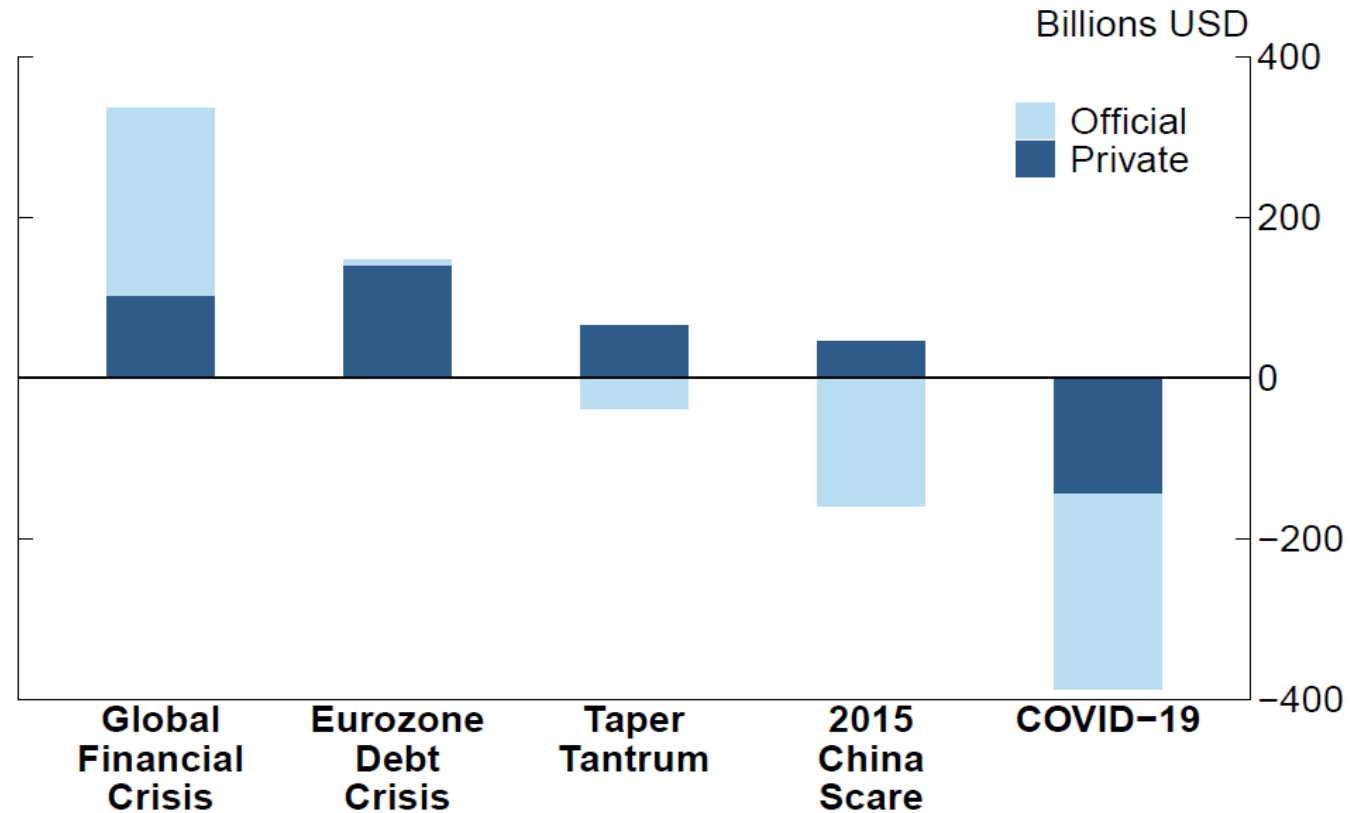


Note: Other includes Bank of England, Swiss National Bank, Bank of Korea, Bank of Canada, Reserve Bank of Australia, Denmark's Nationalbank, Norges Bank, Banco de Mexico, and Sveriges Riksbank. The FX swap basis spread is a measure of the additional cost of obtaining U.S. dollar funding in the FX swap market compared with directly borrowing dollars using overnight index swaps.
Source: Federal Reserve Fed Funds Rate; Bloomberg; Federal Reserve staff calculations.

Asset Markets: Stress Episodes and the U.S. Treasury Market

- Foreigners hold 30% of the stock of U.S. treasuries.
- In March 2020 foreigners sold \$400b, more than U.S. hedge funds or mutual funds.
- FIMA Repo Facility may reduce sales by foreign investors in times of stress.

Foreign Net Purchases of U.S. Treasury Securities



Event Dates: Global Financial Crisis, Sept–Nov 2008; Eurozone Debt Crisis, Aug–Oct 2011; Taper Tantrum, Jun–Aug 2013; 2015 China Scare, Jul–Sep 2015; COVID-19, Mar–May 2020.
Source: Weiss (2022), Federal Reserve staff estimates using Treasury International Capital data.